

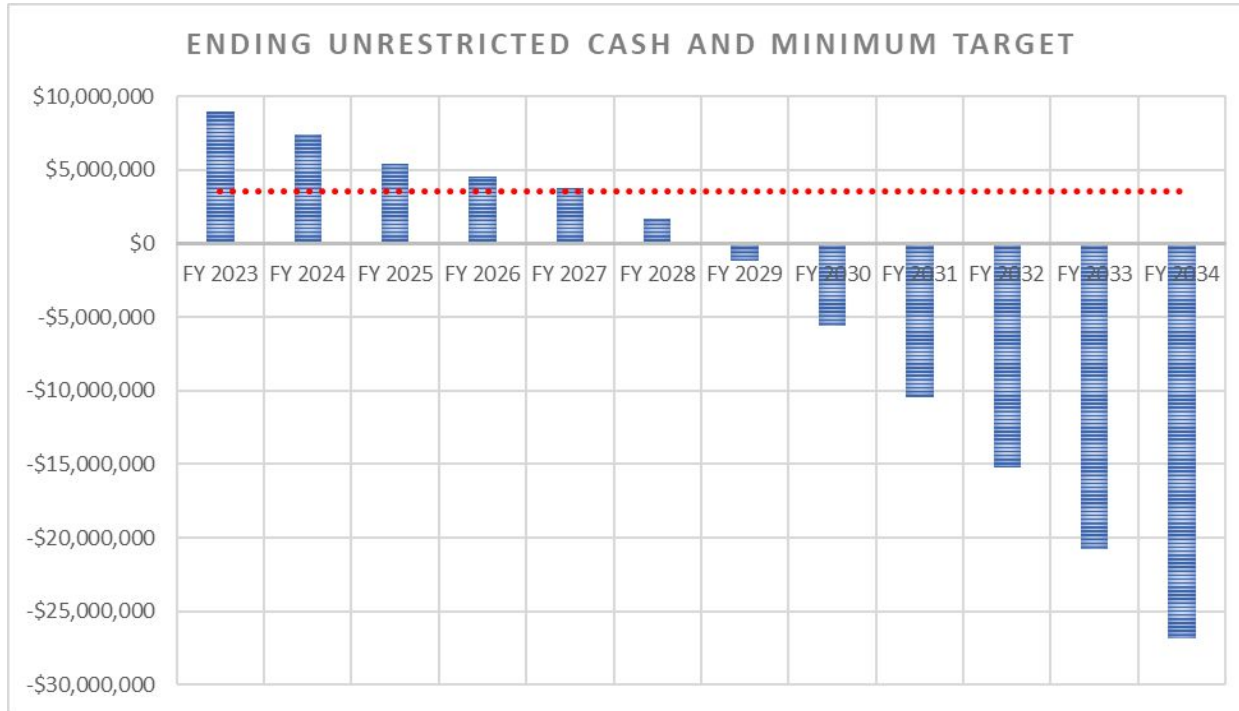
Water Fund Status



Darrell A. King
Water Production Bureau Chief

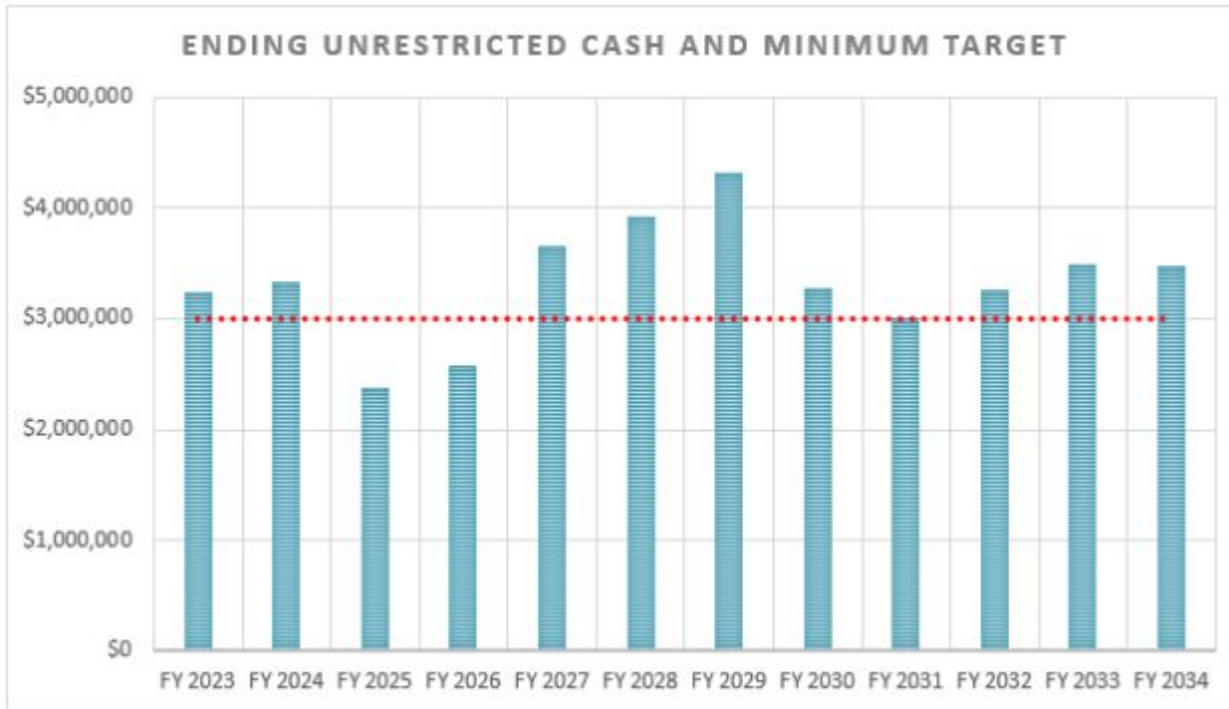
July 11, 2023

Water Fund Projection (Water Plant & Distribution System)



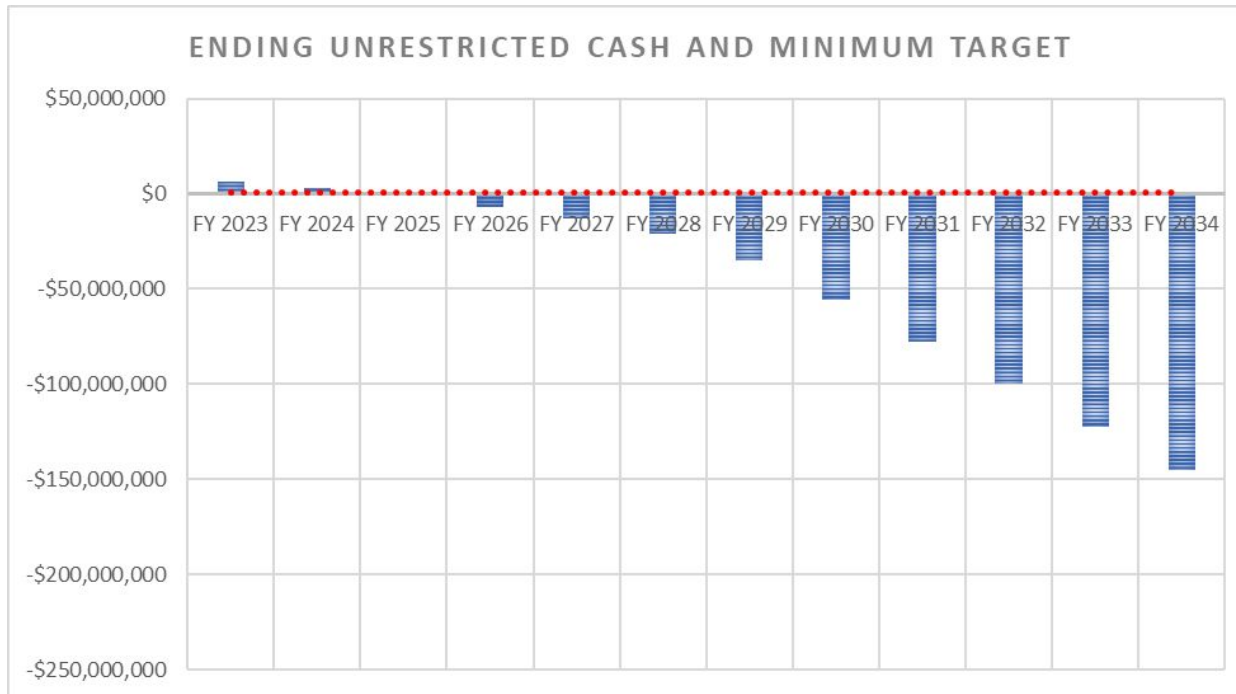
\$4M Recommended Balance

Water Plant Only



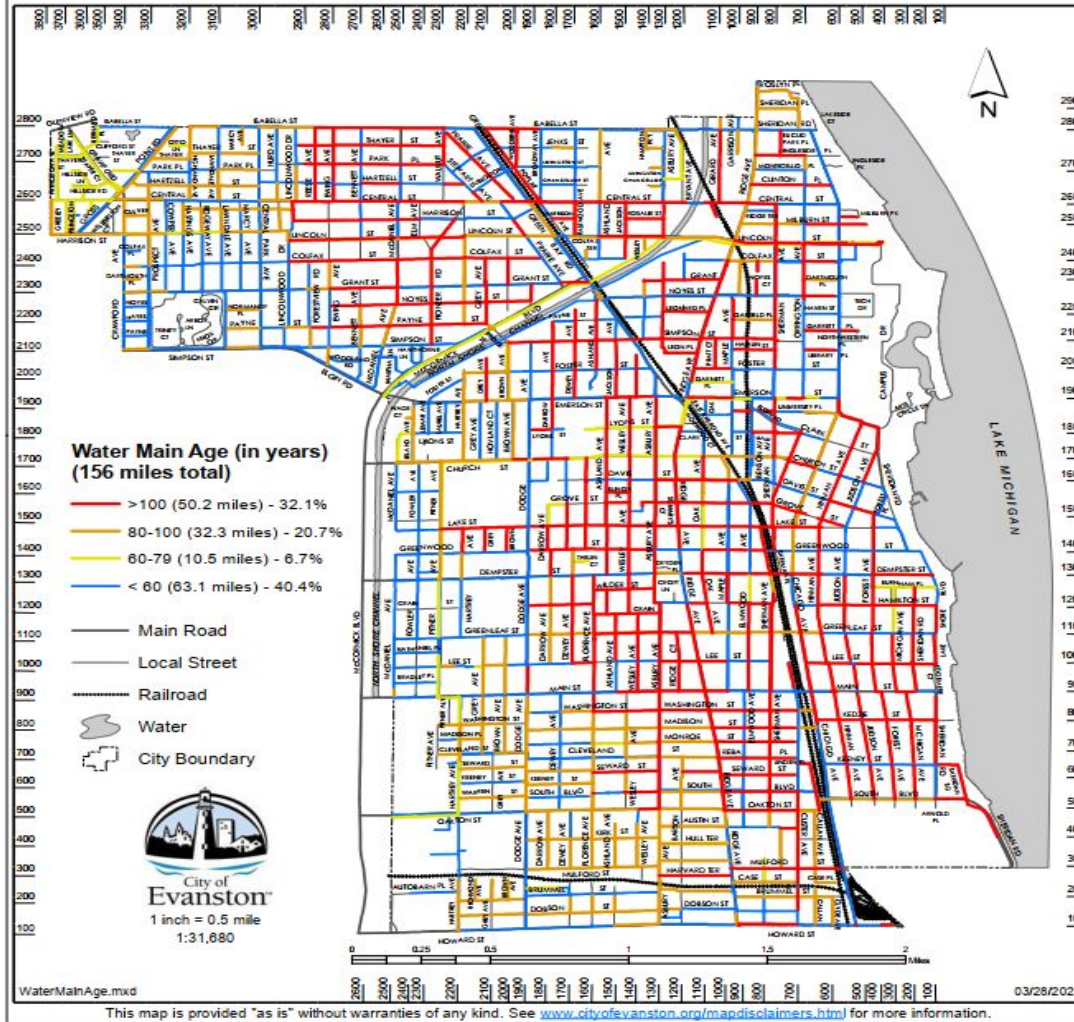
\$3M Recommended Minimum Balance

Distribution System Only



\$1M Recommended Balance

City of Evanston Water Distribution Mains (as of December 31, 2022)



Lead Service Line Replacement

- The Lead Service Line Replacement and Notification Act adopted by the State of Illinois went into effect on January 1, 2022.
- This act had an immediate impact on the Water Fund by requiring the replacement of any damaged lead service lines and the full replacement of lead service lines during the installation of new water mains.
- The act will have a significant long term impact to the Water Fund as well because it requires the replacement of all 11,000+ lead service lines throughout the City over a twenty year period beginning in 2027.

Water Main Replacement Program

Average Cost Per LF Prior to LSLR Program (2019 to 2021)	\$648
Average Cost Per LF Since LSLR Program (2022 To 2023)	\$912
Average Percent Increase in Cost Since 2019 to 2023	41%

TABLE 4 - 2019 to 2023 Water Main per lineal foot (LF) Cost Increases

Water Main Replacement Program

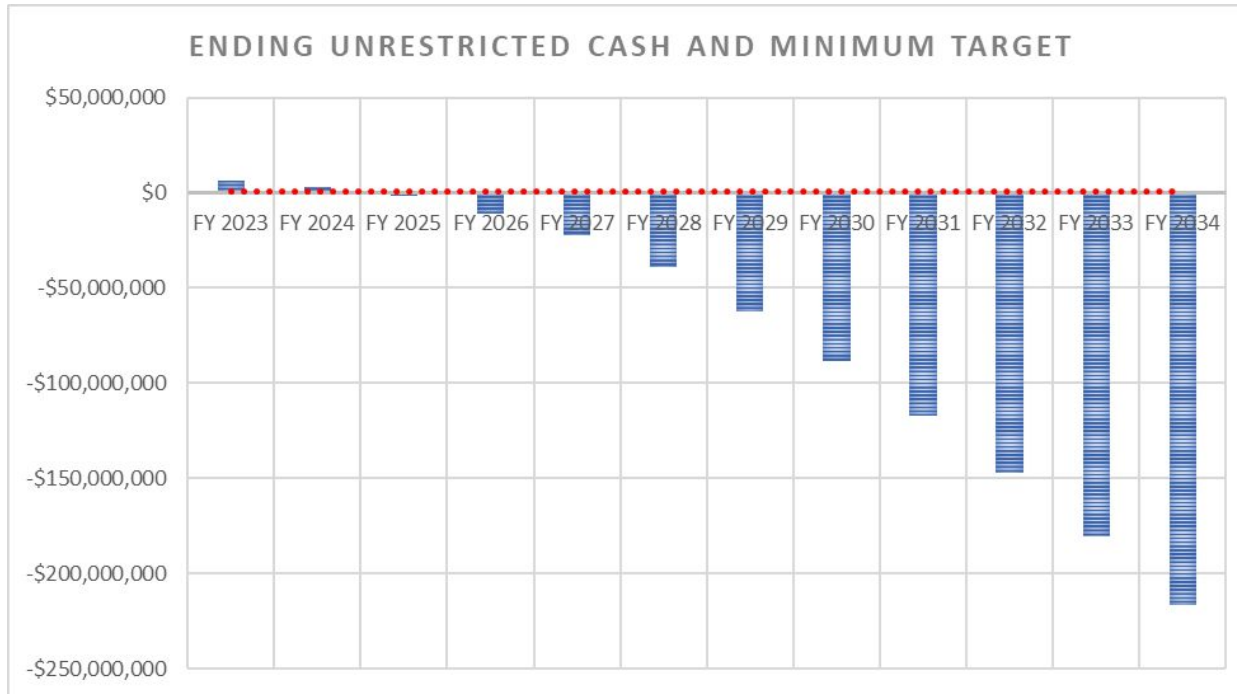
- The distribution system consists of approximately 150 miles of water main of which 99% is 18" diameter and smaller and serves only the Evanston retail customers.
- The life expectancy of a water main is generally 100 to 120 years.

Water Main Replacement Program

<u>Scenario</u>	Miles of Pipe in Each Age Category				
	60 and Younger	61 to 80	81 to 100	101 to 120	121 and Older
2022	60.1	10.6	34.6	49.6	1.1
2042, No Annual Replacements	47.8	12.3	10.6	34.6	50.7
2042, 1.5 Miles Annual Replacements	77.8	12.3	7.6	31.6	26.7
2042, 2.0 Miles Annual Replacements	87.8	12.3	6.6	30.6	18.7
2042, 3.2 Miles Annual Replacements	111.8	12.3	4.2	27.7	0.0
2042, 4.8 Miles Annual Replacements	143.8	12.3	0.0	0.0	0.0
2042, 5.5 Miles Annual Replacements	156.0	0.0	0.0	0.0	0.0

Miles of Pipe in Each Age Category (By Year 2042)

Distribution System Only



\$1M Recommended Balance

Future Financial Goals

Staff recommends that the future financial goals of the water fund be modified to:

- a) maintain a minimum cash balance of \$3,000,000 for plant capital projects / operations and \$1,000,000 for distribution capital projects / operations,
- b) keep debt service expenses associated with the distribution system to less than twenty-five percent of the operating capital,
- c) maintain the water treatment plant in good operating condition and
- d) replace or rehabilitate approximately two percent (3.2 miles) of the water distribution system annually.