

***ANNUAL REPORT  
OF THE  
EVANSTON  
POLICE DEPARTMENT  
2004***



**Frank Kaminski**

**CHIEF OF POLICE**

**1454 ELMWOOD AVENUE  
EVANSTON, ILLINOIS 60201-4360  
(847) 866-5000**

***WEB SITE: [www.evanstonpolice.com](http://www.evanstonpolice.com)***

## **Mission and Values Statement**

The mission of the Evanston Police Department is to ensure the safety and security of people. In performing this mission, members of the department are mindful that the Constitution guarantees liberty, equality and justice. These principles embodied in the Constitution are the foundation of policing.

The department is committed to a Partnership with the Evanston community, serving it professionally and lawfully. All members of the department strive to enhance this Partnership with the community and to solve problems as part of his or her daily tasks, recognizing that maintenance of the highest standards of ethics and integrity is imperative for the continued improvement of local policing in Evanston.

The Evanston Police Department subscribes to the Law Enforcement Code of Ethics, the City of Evanston Code of Ethics, and to the nationally accepted Standards of Professionalism established by the Commission on Accreditation for Law Enforcement Agencies. It is committed to fostering values that serve a diverse population and its needs.

In addition to its focus on the Partnership, the department esteems the following values for its members:

- Integrity
- Courtesy
- Professionalism in upholding the law
- An organizational climate of trust and respect
- Respect for tradition while encouraging an atmosphere that allows for innovation and change.

# Contents

Chief's Message .....	iv
<b>I. Department Profile .....</b>	<b>1</b>
The City of Evanston .....	3
The Evanston Police Department .....	4
Command and Supervisory Staff .....	7
Personnel Distribution .....	9
Personnel Changes .....	10
Distribution of Operating Costs .....	11
Office of Professional Standards .....	13
<b>II. Highlights of 2004 .....</b>	<b>17</b>
CERTS.....	18
Awards .....	19
Department Highlights .....	20
Division and Bureau Highlights .....	24
Office of Administration .....	24
Strategic Services .....	25
Investigative Services .....	26
Field Operations .....	29
Support Services .....	30
Community Strategies .....	31
Department Goals for 2005 .....	32
<b>III. Outreach Report.....</b>	<b>33</b>
<b>VI. Offense Summary .....</b>	<b>39</b>
2004 Crime Index.....	40
UCR Crime Index Definitions.....	41
Using Crime Index Data.. ..	42
Offense Comparison 2004 vs. 2003.....	43
Crime Index 1995 – 2004.....	44
Firearms Statistics.....	45
Service Calls.....	45

# *Message From the Chief 2004*

Crime continued to reach unprecedented lows in 2004. Reported crime dropped 5.5%, with violent crime 9.2%, and property crime 5.2% – the lowest crime rate rates for nearly four decades. During the past seven years, crime has declined by more than 56%! See page 46 for multi-year comparisons. This trend continues to demonstrate the outstanding achievements of our community partnership policing efforts – that is – the police and the community working together to resolve crime issues and solve community problems. I am extremely proud of the Partnerships we have built.

One of the most significant accomplishments during 2004 was the Community Policing Recognition Award the Department received from the Illinois Association of Chief's of Police. This award recognized the Department's longstanding commitment to community policing and highlighted all of those initiatives that have built community partnerships. At the time of this award, the Department was only one of twelve departments to receive such recognition.

“Operation Top Drawer” concluded in FY 2004-2005 by the Department in conjunction with the Drug Enforcement Administration. This five-year undercover initiative targeted the upper echelon of the Gangster Disciples street gang, netting over seventeen key leaders, all charged with federal offenses.

During the fiscal year, the Department addressed a number of new legislative mandates. Plans were operationalized to collect data on traffic stops. Video equipment was installed in the Detective Bureau interview rooms in order to comply with the new law to video record homicide confessions. The Department also participated in a study to pilot test the sequential line-up protocol. Several new ordinances were introduced covering overweight trucks, scooters, and curfew.

The Department participated in a number of professional development initiatives. The Chaplains hosted the Midwest Conference of the International Association of Police Chaplains. This successful two-day conference drew over 100 chaplains from departments throughout the Midwest. The Department also participated in the International Association of Police Planners Conference in Chicago. At the international level, the department hosted visitors from Cyprus and Trinidad.

The Department's preparedness efforts continued. All sworn supervisors received training in the incident command concept. A full-day mock disaster exercise was held in conjunction with Evanston Township High School. Representatives from various departments and agencies met to discuss security measures for the CTA and Metra. Two classes of the Citizen Emergency Response Team were graduated giving us a core of twenty-six civilian volunteers to assist in emergencies.

Technology advancements continued as the Department prepared for a new records management program called CRIMES. The Department's website was updated and the Department continued to be in 100% compliance for LEADS.

Our partnership initiatives continued in FY '04-'05. Our Bike Helmet Program gave free helmets to young violators. The Citizen Police Academy graduated two more classes. The Kiwanis Club of Evanston joined as the new sponsor of the CommUNITY Picnic.

National Night Out was celebrated at five venues throughout the City. Besides conducting tobacco sting operations, the Department participated in Operation Straight ID to target underage drinking. A number of liquor establishments were trained through our BASSET Program. Our partnership with Y.O.U. continued to provide outreach service throughout the community.

Personally, I acknowledge my indebtedness to all those in the community who partner with us on a regular basis, and to the men and women of the department who work selflessly to improve the organization and to make the community safer. As our Mission and Values Statement states:

"We are committed to a partnership with the Evanston Community, serving it professionally and lawfully."

Thanks for all your support.

---

Frank Kaminski  
Chief of Police



**Accredited Since 1989  
by the  
Commission on Accreditation  
for  
Law Enforcement Agencies**

**— CALEA —**

**The Evanston Police Department's ongoing commitment to overall excellence is demonstrated by its participation in the Commission on Accreditation for Law Enforcement Agencies (CALEA), the national accreditation program for law enforcement agencies. Similar to accreditation programs established long ago for schools and hospitals, CALEA sets professional standards covering all functions of law enforcement agencies. Following an on-site inspection by its assessors, CALEA first bestowed accredited status upon the Evanston Police Department in 1989 – a time when only 116 other North American law enforcement agencies were accredited. Since then, the department has been reaccredited in July of 1994, 1999, and 2002. It will be reevaluated for accreditation in May of 2005.**

---

*I.*

*DEPARTMENT PROFILE*

---



AREA (SQ. MI.).....	8-1/2	WHITE.....	62.6%
HOUSING UNITS.....	29,164	AFRICAN AM....	22.2%
POPULATION.....	74,239	ASIAN.....	6.1%
		HISPANIC.....	6.1%
		ALL OTHER.....	3.1%

**2000 CENSUS**



## ***The City of Evanston***

Evanston's evolution as a city began when founders of today's world-class Northwestern University sited its first building in a grove of oaks located 12 miles north of Chicago. Residences and businesses sprang up around it and, in 1854, the county judge approved a plot for Evanston (named after John Evans, a principal founder of the university). The "Town" of Evanston was incorporated in 1863. In 1892 the "Villages" of Evanston and South Evanston incorporated and merged with the Town of Evanston to form the City of Evanston.

Evanston is bordered by the City of Chicago on the south, Lake Michigan on the east, the Village of Wilmette on the north, and the Village of Skokie on the west. It is a home-rule community with a council/manager form of government. The city manager is appointed by the elected mayor and nine aldermen.

Evanston is the 14th-largest city in Illinois, with a population of 74,239 and an area of 8.5 square miles. It is culturally and economically diverse. The city's rich mix of businesses, light industry and institutions employs 40,000 workers. A third of the housing stock is single-family houses, and half of Evanston's nearly 30,000 housing units are owner-occupied. The city boasts 93 neighborhood parks and beaches, excellent public transportation, shopping, entertainment, two hospitals, 86 churches and synagogues, a modern public library, many cultural centers and museums, and three centers of higher learning – National-Louis University, Seabury-Western Theological Seminary and Garrett-Evangelical Theological Seminary – in addition to Northwestern University.

# The Evanston Police Department

Evanston's full-service police department first achieved acclaim in 1929, when it established the nation's premier traffic-accident prevention bureau under the direction of Lieutenant Frank Kreml. Traffic-control innovations led to the department's being named the United States' most traffic-accident-free city for five consecutive years. Kreml later became director of the Northwestern University Traffic Institute.

Similarly, the department's Victim Witness Program was one of the nation's first (1976) police-based advocacy units. It, too, received national recognition, serving as a model in crisis intervention, counseling, and support and referral services.

Today the department maintains its tradition of innovation in the areas of communication, youth programs, crime prevention, and community-oriented policing.

## ***Partnership Policing***

The department's strong commitment to community-oriented problem-solving policing began in 1980, with an LEAA-funded project titled "The Police-Community Comprehensive Crime Prevention Program." Many of the community-focused strategies developed in the early 1980s continue today, such as partnerships with community and neighborhood organizations, foot patrols, bottom-up planning and problem-solving, school liaisons and extensive crime prevention programs. The department continues to broaden the scope of its community-oriented and problem-solving philosophy and methods under the "Partnership" logo.

## ***Law Enforcement Accreditation***

The department early supported the national accreditation program for law enforcement agencies. It helped draft the standards for the newly-established Commission on Accreditation for Law Enforcement Agencies (CALEA) in 1985 and began preparing for accreditation. Initially accredited in 1989, the department has been reaccredited three times since then (1994, 1999, 2002). It will be reaccredited again in 2005.

## ***Services***

Police services currently include 24-hour preventive patrols and emergency response, an enhanced 911 emergency communication system, traffic and parking enforcement, criminal investigations, victim services, youth outreach, drug and gang enforcement, crime prevention, community partnerships and problem-solving, animal control, and police chaplain services.

### ***Personnel Strength***

The department has grown considerably since 1863, when village butcher Robert Simpson became the newly-incorporated Town of Evanston's first and only police officer. In fiscal year 2003-2004 (beginning March 1, 2003), the department's budgeted personnel strength was 214 full-time employees. The 161 sworn personnel consisted of the chief of police, four deputy chiefs, eight commanders, 19 sergeants, a complement of 129 police officers and 53 civilians staffing various positions in the Department

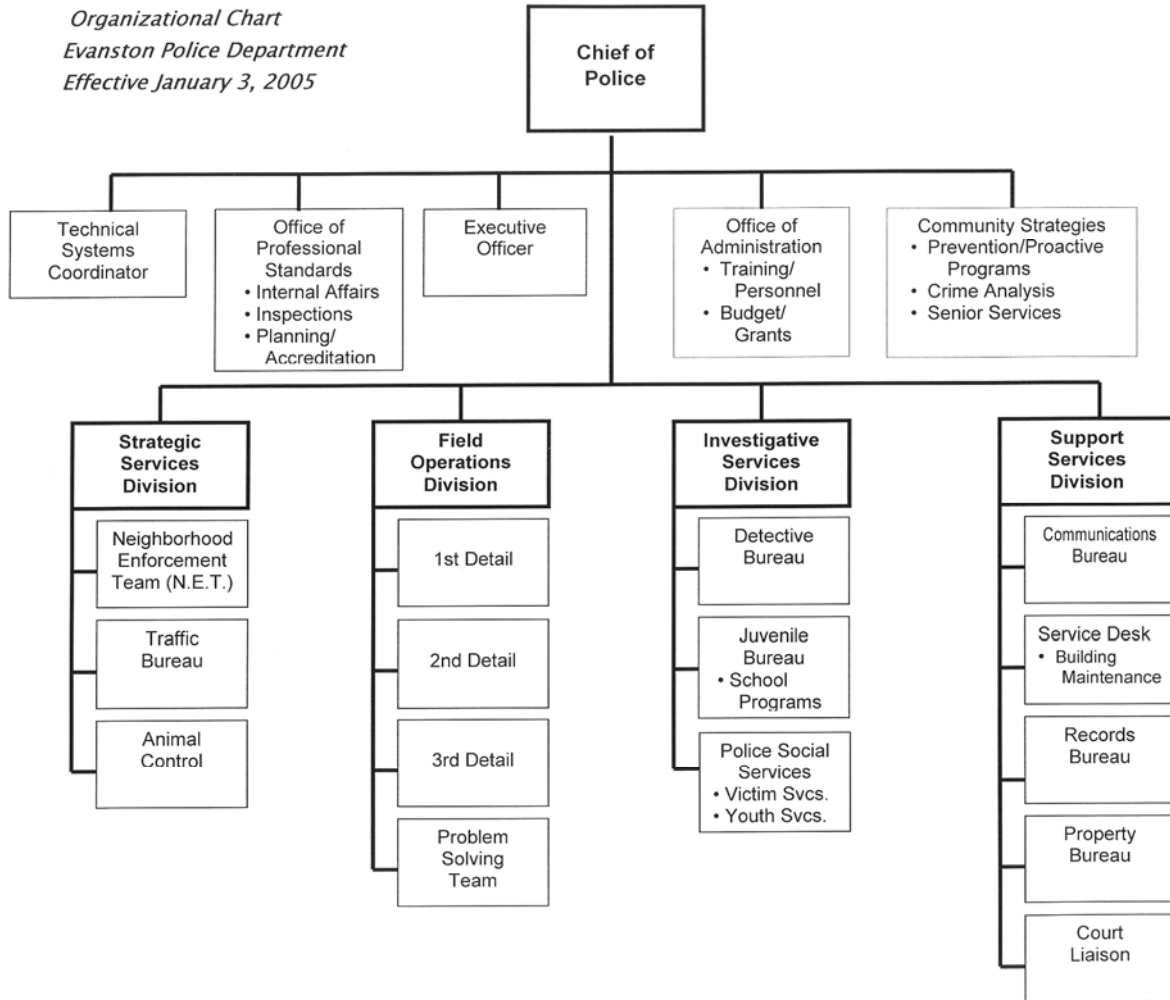
### ***Calls for Service***

In 2004, Evanston police received 46,027 calls for service. Approximately 23% were related to verified incidents of crime, while 77% were non-crime-related issues. The majority of calls were related to investigations of unverified reports of crime (alarms, suspicious persons, noise, etc.) and activities not related to crime (disturbances and disputes, animal complaints, parking enforcement, traffic accidents, tows, persons missing or in need of assistance, lost and found property, and other miscellaneous services).

### ***Organization***

There were no changes to the organizational structure during 2004.

*Organizational Chart  
Evanston Police Department  
Effective January 3, 2005*



# Command & Supervisory Staff \*

## Chief of Police

**Frank Kaminski** Appointed Chief of Police 10-14-96

## Deputy Chiefs

**Dennis Nilsson** Patrol Division 6-30-00

**John Schroeder** Strategic Services 3-13-95

**Michael Perry** Investigative Services 6-25-01, retired 6-11-04

## Commanders

**Joseph Bellino** Investigative Services 11-6-01, promoted to  
Deputy Chief effective 12-15-04

**Thomas Cabanski** NET 1-6-03

**Demitrous Cook** Patrol Division 11-6-01, promoted to Deputy  
Chief effective 12-15-04

**Arturo Elam** Support Services 11-6-01

**Curt Kuempel** Patrol Division 6-25-01

**Samuel Pettineo** OPS 1-6-03

**Barbara Wiedlin** Patrol Division 7-10-00

\* The first division or bureau listed after each name is the member's assignment at the beginning of the calendar year. Following the initial assignment are personnel status changes (with dates), including reassignments, promotions, leaves of absence (LOA), retirements, etc.

# Command & Supervisory Staff

## Sergeants

<b>Charles Barnes</b>	Promoted to Sergeant 12-15-04
<b>Edward Biondi</b>	Patrol 12-18-03
<b>James Elliot</b>	Office of Professional Standards 10-28-02, promoted to Commander 12-15-04
<b>Bryan Firth</b>	Promoted to Sergeant 12-15-04
<b>Clarence Fulce</b>	Patrol Division 5-26-97
<b>Steven Goldenberg</b>	Patrol 9-27-03
<b>Thomas Guenther</b>	Patrol Division 1-6-03, transferred to Detective Bureau 3-29-04
<b>Aretha Hartley</b>	Patrol Division 12-18-02
<b>Angela Hearts-Glass</b>	Promoted to Sergeant 12-15-04
<b>James Hutton</b>	Detective Bureau 1-6-03
<b>Jeffrey Jamraz</b>	Promoted to Sergeant 12-15-04
<b>Michael Keenum</b>	Patrol 6-9-03
<b>Kenneth Kutella</b>	Patrol Division 2-15-02
<b>Robert Mayer</b>	Problem Solving Team 12-18-02
<b>Thomas Moore</b>	Promoted to Sergeant 12-15-04
<b>Eugene Morris</b>	Patrol Division 1-6-03
<b>Jason Parrott</b>	Patrol Division 7-22-02
<b>James Pickett</b>	Juvenile Bureau 6-9-03, promoted to Commander 12-15-04
<b>Dennis Prieto</b>	Patrol 12-18-03
<b>Daniel Russell</b>	Patrol Division 10-3-02, transferred to N.E.T. 3-29-04
<b>Robert Stringer</b>	N.E.T. 4-1-02, retired 4-16-04
<b>Susan Trigourea</b>	Office of Administration 1-5-04, promoted to Commander 12-15-04
<b>Rickey Voss</b>	Traffic 2-18-02, retired 11-22-04
<b>Joseph Wazny</b>	Patrol 12-18-03

## Civilian Supervisors

<b>Denise Conley</b>	Records Bureau 5-15-95
<b>Cynthia Harris</b>	Social Services Bureau 5-5-00
<b>Perry Polinski</b>	Communications Center 7-12-99
<b>Curtis Nekovar</b>	Assistant Communications Supervisor 8-25-03
<b>Sandra Cascio</b>	Chief Animal Warden 11-10-03
<b>Deborah Hakimian</b>	Assistant Communications Supervisor 12-17-03

## Personnel Distribution Full-Time Positions by Service Area

<u>SERVICE AREA</u>	<u>SWORN</u>	<u>CIVILIAN</u>
Executive Office	4	4
Office of Administration	1	3
Community Strategies	1	1
Field Operations	97	0
Strategic Services	23	3
Investigative Services	31	6
Support Services	4	37
<b>TOTAL</b>	<b>161</b>	<b>54</b>

## Positions by Rank and Appointment

<u>SWORN PERSONNEL</u>	<u>TOTAL</u>	<u>CUMULATIVE TOTAL</u>
Chief	1	
Deputy Chiefs	4	
Commanders	8	
Sergeants	19	32 Sworn Supvrs.
Officers	129	161 Total Sworn
 <u>CIVILIAN PERSONNEL</u>		
Supervisors	3	
Full-Time Staff	48	
Other Funded --		
Full-Time	3	214 Total Full-Time
Part-Time	4	

Totals are based on the EPD's approved budget and other authorized personnel for the fiscal year, beginning each March. The actual number of persons in each category may vary during the year as employees leave the department and others are hired, or as personnel are promoted or reassigned.

## Personnel Changes

During calendar year 2004, 22 full-time personnel left the department. Seven retired, 12 resigned, two were terminated and one person's disability was accepted by the pension board. Five Officers were promoted to Sergeant, three to Commander and two to Deputy Chief. These personnel changes precipitated the appointment of 16 sworn and seven civilian full-time personnel.

	Terminations*	Appointments*
<b>Sworn Personnel</b>		
Deputy Chief	1	2
Sergeant	5	5
Officers	9	16
Commander	2	3
 <b>Full-time Civilians</b>		
Telecommunicators	2	3
Service Desk Officers	2	2
Victim Witness Outreach Worker	1	1
Youth Outreach Worker	1	1
Records Input Operator	2	

\* Not including positions vacated or filled by promotions.

### **RETIREES**

Officer Frederick Wharton	07-05-83	-	04-07-04
Officer William Blomstrand	10-27-75	-	04-14-04
Sergeant Robert Stringer	04-09-84	-	04-16-04
Officer John Mulholland	04-07-79	-	05-13-04
Deputy Chief Michael Perry	01-17-72	-	06-11-04
Sergeant Ricky Voss	04-14-80	-	11-22-04
Barbara Duncan	07-16-81	-	12-24-04



## Distribution of Operating Costs by Budget Appropriation

<b>Personnel Services</b> Wages, overtime	<b>\$ 14,117,700</b>
<b>Contractual Services</b> Building and equipment maintenance, training services, fleet services, and rental equipment	<b>\$ 1,203,600</b>
<b>Commodities</b> Clothing allowances, office and janitorial supplies, miscellaneous	<b>\$ 213,000</b>
<b>Other Charges</b> Medical and life insurance	<b>\$ 2,039,500</b>
<b>Capital Outlay</b>	<b>\$ 84,500</b>
<b>TOTAL ALLOCATION</b>	<b>\$ 17,658,300</b>

Note: Figures are based on the EPD's Budget for the fiscal year, beginning each March.

## Distribution of Operating Costs by Service Area

<b>Executive Offices</b> Chief of Police, Executive Secretary, Office of Professional Standards, Executive Officer, Technical Systems Coordinator	<b>\$ 1,377,300</b>
<b>Office of Administration</b> Personnel, Training, Budget, Planning	<b>\$ 357,900</b>
<b>Community Strategies</b> Crime Prevention, Crime Analysis, Senior Services	<b>\$ 628,100</b>
<b>Field Operations</b> Three Eight-Hour Patrol Shifts, Problem-Solving Team	<b>\$ 8,066,600</b>
<b>Strategic Services</b> Neighborhood Enforcement Team, Traffic, Animal Control	<b>\$ 2,248,500</b>
<b>Investigative Services</b> Detective Bureau, Juvenile Bureau, School Resource Officers, Police Social Services Bureau	<b>\$ 2,644,700</b>
<b>Support Services</b> Communications Center, Service Desk, Records, Property, Court Liaison	<b>\$ 2,335,200</b>
<b>TOTAL ALLOCATION</b>	<b>\$17,658,300</b>

Note: Figures are based on the EPD's budget for the fiscal year, beginning March 1, and represent appropriated funds, not actual expenditures.

# Office of Professional Standards

## **Complaint Register (CR)**

The Office of Professional Standards (OPS) is responsible for investigating allegations of misconduct against the department or any of its members. These investigations are called complaint registers (CRs). Misconduct by department personnel must be detected, thoroughly investigated, and properly adjudicated in order to maintain public confidence and departmental integrity.

Personnel in OPS register and investigate all allegations. The results then are reviewed by supervisors, who submit recommendations to the chief of police regarding case dispositions and/or disciplinary actions. The chief makes the final determination of each case, based on his review of all recommendations.

OPS contacts the complainant in each case, to review and explain its disposition. Of the 46,027 calls for service received by the department during 2004, OPS investigated 8 incidents involving 30 allegations against 16 police officers. Two officers received one complaint incident, while 16 officers received more than one each.

## **Administrative Reviews (AR)**

OPS officers also investigate allegations of misconduct made by an employee against the police department or any of its members. These internally-initiated investigations are called administrative reviews (ARs). During 2004, 126 ARs were investigated.

Use of force and resisting arrest are two other types of incidents routinely investigated by OPS.

## **Use of Force**

Police officers are permitted to use force at a level they deem reasonable and necessary to protect others and/or themselves from bodily harm or to effect the arrest of a person who physically resists. However, physical force is to be used as a last resort and only after other reasonable alternatives have been exhausted or clearly would be ineffective. Judgment in these matters is not arbitrary, but is governed by state law, departmental policy and procedure, national law enforcement standards and police training.

Whenever physical force beyond mere restraint is used, each officer involved must file a report for review. The department investigates each use-of-force report. During 2004, it investigated 36 use-of-force incidents involving 57 officers.

## **Resisting Arrest and Obstructing a Police Officer**

Last year the department reviewed 15 cases involving 27 officers. Eight citizens were charged with resisting arrest and seven citizens were charged with obstructing a police officer. In one case the charges of resisting were denied.

## CITIZEN COMPLAINTS AGAINST OFFICERS

**01-01-04 THROUGH 12-31-04**

Number/ Type of Complaint		Pending	Withdrawn	SOL (Unresolved)	Not Sustained	Unfounded	Exonerated	Sustained	Not City Related
9	Excess Force	3		3			3		
1	Racial Profiling			1					
0	Illegal Search								
0	False Arrest								
20	Unprof. Conduct	9		3		3	3	2	
30	Total Allegations	12	0	7	0	3	6	2	

OPS investigated eight incidents involving 30 charges (allegations) against 16 police officers. Two officers received one allegation each, while fourteen officers received more than one allegation each.

## Disposition Classifications

<b>Pending</b>	Still under investigation or administrative review
<b>Withdrawn</b>	The complaint was withdrawn by the complainant
<b>SOL (Unresolved)</b>	The complainant failed to cooperate further
<b>Not Sustained</b>	There was not sufficient evidence to prove or disprove the allegations
<b>Unfounded</b>	The allegations were proven false or not factual
<b>Exonerated</b>	The incident occurred, but was lawful and proper
<b>Sustained</b>	The allegation was supported by sufficient evidence to justify a reasonable conclusion of guilt
<b>Not City Related</b>	The complaint was not related to any official conduct and was outside the jurisdiction of the Evanston Police Department and the City of Evanston

## **LAW ENFORCEMENT CODE OF ETHICS**

**As a law enforcement officer, my fundamental duty is to serve mankind, to safeguard lives and property, to protect the innocent against deception, the weak against oppression or intimidation, and the peaceful against violence or disorder, and to respect the constitutional rights of all men to liberty, equality and justice.**

**I will keep my private life unsullied as an example to all; maintain courageous calm in the face of danger, scorn, or ridicule; develop self-restraint; and be constantly mindful of the welfare of others.**

**Honest in thought and deed in both my personal and official life, I will be exemplary in obeying the laws of the land and the regulations of my department.**

**Whatever I see or hear of a confidential nature, or that is confided to me in my official capacity, will be kept ever secret unless revelation is necessary in the performance of my duty.**

**I will never act officiously or permit personal feelings, prejudices, animosities, or friendships to influence my decisions.**

**With no compromise for crime and with relentless prosecution of criminals, I will enforce the law courteously and appropriately without fear or favor, malice or ill will, never employing unnecessary force or violence, and never accepting gratuities.**

**I recognize the badge of my office as a symbol of public faith, and I accept it as a public trust to be held so long as I am true to the ethics of the police service.**

**I will constantly strive to achieve these objectives and ideals, dedicating myself before God to my chosen profession – law enforcement.**



## **The Police Chaplaincy Program**

**Five police chaplains and three clergy-team members provide crisis intervention and religious solace to the citizens and police officers of Evanston. The chaplains are available 24 hours per day to provide assistance on an on-call basis to both citizens and police officers. Chaplains receive certification from the International Association of Police Chaplains.**


**Besides serving as emergency responders, the chaplains / clergy team coordinated police appreciation month activities and continued their tradition of providing a Thanksgiving meal for all three shifts.**

---

*II.*

*HIGHLIGHTS OF 2004*

---



Two CERT classes have graduated as follows:

<b><u>CLASS #1</u></b>	<b><u>Citizen Police Academy</u></b> <b><u>Class Number</u></b>
Trish Barr	10
Don Garfield	16
Joan Hickman	01
Natasha Kasprzyk	14
Nancy Kruger	11
Len Lirtzman	11
Tim Mahl	17
Lawrence McCarthy	03
William O'Sullivan	17
Vicky Perlman	06
Jerry Rosemond	07
Paul Wilson	02
<b><u>CLASS #2</u></b>	
John Arndt	14
Ellen Baugher	18
Phillip Baugher	18
Jennifer Billingsley	19
David Blatt	14
Alden Cohen	19
Martin Freed	16
Ruth Lipschutz	15
Vicky McKinley	15
Evelyn Orange	14
Robert Orange	14
Mary Rodino Kutz	16
Erwin Shapiro	16
Jean Speyer-Scruggs	12



## ***Police and Citizen Awards***

The police department encourages all police officers, civilian personnel, and the Evanston community to bring to the attention of the chief of police outstanding police work or service to the community by any officer, civilian employee or citizen. Following is a summary of awards presented in 2004:

### **OFFICER OF THE YEAR**

**DETECTIVE JEFFREY JAMRAZ**

### ***COOK COUNTY SHERIFF'S POLICE AWARDS***

#### **AWARD OF MERIT**

**FOR OUTSTANDING SERVICE AND PROFESSIONALISM**

**OFFICER STANLEY SAMSON**

### **FITNESS AWARD**

**OFFICER KENNETH CARTER**

In addition to the above, the following were awarded at the April 13<sup>th</sup> Departmental Awards Ceremony:

- 10 Honorable Mentions
- four Citizen Commendations
- five Community Service Awards
- 26 Certificates of Recognition
- one Unit Citation
- three Partnership Awards

# Department Highlights

## **Community Policing Award**

The Department was one of only twelve police agencies in the State of Illinois to be recognized for its community policing efforts by the Illinois Association of Chiefs of Police. Several assessors reviewed the community policing philosophy and initiatives of the Department. The award specifically highlighted the Department's partnership style of policing.

## **Emergency Preparedness**

- All sworn supervisors completed training in incident command.
- The Department in conjunction with the Fire Department, Emergency Management, and Evanston Township High School conducted a one-day mock disaster exercise at ETHS. The exercise simulated an active shooter situation. Over 80 teachers were involved as well as St. Francis Hospital.
- Two classes of the Citizen Emergency Response Team (CERT) were graduated.

## **Gang/Drug Initiatives – 2004**

Operation 'Top Drawer' was a cooperative effort between the Drug Enforcement Administration, the United States Attorney's Office and the Neighborhood Enforcement Team (NET) that began in 1999. This five-year investigation targeted high level distributors of 'crack' cocaine that were affiliated with the Gangster Disciple street gang. This cocaine network was a multimillion dollar operation that operated twenty-four hours a day and negatively affected the quality of life of local residents. Seventeen high ranking individuals are federally charged in this operation.

In addition, collective seizures from this operation totaled \$18,943.26 in USC, 1,951 grams of crack cocaine, 370 grams of powder cocaine, a .40 caliber Smith & Wesson pistol, and a .25 caliber Raven Arms pistol. Both firearms were reported as stolen during the time of the seizure.

Other initiatives included the following:

- NET and the United States Postal Service (Postal Interdiction Unit) initiated an investigation that resulted in the recovery of 40 pounds of cannabis as well as an arrest for drug trafficking.
- NET officers together with the Drug Enforcement Administration (DEA) arrested a custodian who was selling cocaine out of a local elementary school. The custodian was federally charged.
- NET executed a search warrant of a local residence that resulted in the recovery of \$11,500.00 of counterfeit USC, a large amount of cocaine and three (3) handguns. Three (3) individuals were arrested. The counterfeit money was turned over to the United States Secret Service, which initiated its own investigation.

- NET and the Cook County States Attorney's Investigators Unit completed an undercover operation that concluded with the execution of a search warrant, the arrest of three individuals as well as the recovery of narcotics and a handgun.
- NET and DEA completed an operation involving the distribution of crack cocaine by an individual who was under house arrest awaiting trial for federal drug offense. This operation resulted in the arrest of the individual that brought an additional federal drug trafficking charge along with a revocation of his bond.

### **Traffic Safety Initiatives**

- Illinois Traffic Safety Challenge – Research and planning were initiated during 2004 in order for the Department to compete in this state and national campaign, which focuses on the recognition that speed awareness, occupant restraint, and impaired driving issues are critical to a viable traffic and accident-reduction program. The Department is now prepared to participate fully in this campaign in 2005.
- Click It or Ticket Program – For the third year, the Department has, in partnership with the Illinois Department of Transportation, conducted a 6-day operation which included 10 Seat Belt Enforcement Zones dedicated to the education and enforcement of safety-restraint laws. The operation was held the Memorial Day Holiday period. Officers issued the following citations during the operation:
  - 288 seat belt
  - 6 DUI
  - 6 child restraint
  - 21 suspended/revoked driver's license
  - 166 other violations
- Impaired Driver Enforcement Program – Continuing a program initiated in 2002, the Traffic Bureau targeted impaired drivers. One officer was routinely assigned to problem-solve this issue during the late evening and early morning hours. This resulted in:
  - 74 misdemeanor and 3 felony arrests for DUI
  - 3 zero-tolerance arrests
  - 58 misdemeanor and 2 felony arrests for suspended/revoked licenses
  - 31 misdemeanor arrests for no valid license
  - 3 misdemeanor and 2 felony arrests for fraudulent license
  - 13 misdemeanor arrests for possession of cannabis
  - 3 misdemeanor arrests for drug paraphernalia
  - 1 arrest for obstructing justice
  - 18 misdemeanor and 1 felony arrests for other violations

- Operation Seat Belt Enforcement Zone – In conjunction with the Illinois Department of Transportation's Click It or Ticket program, the Department conducted 10 Seat Belt Enforcement Zones, resulting in 294 occupant restraint citations being issued, in addition to 194 citations for other violations. As a result of these initiatives, the City has received various items free of charge from the Illinois Department of Transportation, including road signage, stands, and related equipment specific to, and designed for, this type of operation.

### **Legislative Mandates**

- Plans were operationalized to collect and analyze data as a result of the Traffic Stop Data collection law. Forms were developed and extra staff hired to complete the project.
- The Department received equipment from the Illinois State Police to install in interview rooms in order to comply with the law to electronically record homicide interrogations.
- The Department also participated in a study to pilot test a sequential line-up protocol in conjunction with Chicago Police Department and Joliet Police Department.

### **International Visitors**

The Department continued to participate in the International Visitor Program. Police executives from Cyprus and Trinidad visited.

### **Youth Outreach Initiatives**

Our partnership with Youth Organizations Umbrella (Y.O.U.) continued with two street outreach initiatives – one team for south Evanston and the other for the Hispanic community. Funding will continue into 2005. See Section IV. for a full description of this initiative.

### **Parole Compliance Check**

The department partnered with the Illinois Department of Corrections to conduct a check of individuals on parole in Evanston. The purpose of the program is to insure that parolees are in compliance with the restrictions pertaining to their release into the community.

### **Citizen Police Academy**

The academy graduated classes 19 and 20 this year, bringing the total number of graduates to almost 500. The Alumni Association continues to be strong and graduates continue to volunteer at the Department.

### **Chaplaincy Program**

- The Chaplains hosted the Midwest Conference of the International Association of Police Chaplains. This successful two-day conference drew over 100 Chaplains from departments throughout the Midwest.

- Rabbi Klein assumed the role of Senior Chaplain. The other chaplains were Rev. Kate Guistolise, Fr. Robert Oldershaw, Fr. James Heyd, and Major Alberto Rapley.
- The chaplains hosted a Police Appreciation Service, assisted at community events, maintained office hours, completed ride-alongs, office visits, and attended the International Conference of Police Chaplains.

### **Holiday Food Basket Program**

The Community Strategies Bureau sponsored the Holiday Food Basket Program, distributing 106 food bags to over 260 individuals. The money supporting this program is donated by the men and women of the Evanston Police Department. To date, members of the department have donated more than \$30,000 in support of the program.

### **Civil Enforcement Task Force**

The Civil Enforcement Task Force – comprised of various city departments, i.e. police, fire, human relations, community development – completed its fifth year of working together to ameliorate nuisance properties. This year the task force successfully closed out five locations.

### **CommUNITY Picnic**

This year the Kiwanis Club of Evanston joined the partnership committee. The picnic was a great success involving numerous civic and city agencies, with about 3,000 people in attendance.

### **Tobacco Compliance Initiative**

The Juvenile Bureau received second-year funding to combat the illegal sale of tobacco products to minors. Three compliance checks were conducted, encompassing 48 establishments each time and resulting in issuance of 10 citations for selling tobacco to minors.

### **Citizen Involvement/Volunteers**

Volunteers in the Disabled Parking Enforcement Project issued 68 citations. The Traffic Bureau continued its Speed Awareness Program in neighborhoods. Citizen volunteers assigned to the Detective Bureau conducted 117 follow-up investigations. Citizen involvement on the department's Advisory Board continued.

### **Planner's Conference**

The Department co-hosted the National Association of Police Planners Conference in conjunction with the Illinois Association of Police Planners. Over 100 police planners from around the country attended the week long conference.

### **Bike Helmet Program**

The department in conjunction with the Fire Department sponsored a free helmet distribution program in conjunction with the new helmet law. Over 320 helmets were distributed.

# Division and Bureau Highlights

## *Office of Administration*

### **Personnel, Training, Budget, and Planning**

- Completed the seventh phase of the Wellness Program; 148 sworn members participated. (Results reflected an improvement in the overall wellness of the department.)
- Conducted firearms qualifications in June and December
- Utilized FATS, a computerized interactive firearm-training tool, to train 95% of the department's sworn members
- Conducted a police/citizen awards ceremony presenting the following awards: 4 Citizen Commendations, 10 Honorable Mentions, 26 Certificates of Recognition, 3 Partnership Awards, 5 Community Service Awards and 1 Unit Citation
- Monitored the Field Training Program
- Distributed Evaluation/Performance Reviews
- Coordinated the spring in-service training. Topics covered were: domestic violence, law review, community policing, handling mental health subjects, C-Tickets, fitness review, general order review, and gang/drug review.
- Coordinated the fall in-service training. Topics covered were: Verbal Judo, use of force, community policing review updates, terrorism and critical incident, D.U.I. reporting, evidence technician update, crime scene investigation, and building search techniques.
- Conducted specialized training in the following areas:
  - Telecommunicators In-Service
  - Range Officer In-Service
  - Service Desk In-Service
  - Breathalyzer Re-Certification
  - Field Training Officer In-Service
  - Sequential Line-Up Training

### **General Statistics**

New Employees Processed	23	Department Bulletins Issued	68
Training Bulletins Issued	25	Employee Evaluations Processed	267
Special Orders Issued	76	Personnel Changes Submitted	295
Personnel Orders Issued	43	Injury-on-Duty Incidents	21

## ***Strategic Services***

### **Neighborhood Enforcement Team -- NET**

- Arrested 106 gang members (104 adults and 2 juveniles)
- Initiated 78 drug arrests
- Executed 17 search warrants
- Confiscated 1.9 lbs. of cocaine, 54.2 lbs. of cannabis, 2.9 oz. heroin, 16 handguns, one rifle, one stun gun, and \$16,200 U.S.C.
- Submitted twelve residences to the Cook County States Attorney's Narcotics Nuisance Abatement Program for initiation of abatement proceedings
- Arrested a total of 266 – 54 felonies, 142 misdemeanors, 68 warrants
- Investigated 35 drug tips from community residents
- Continued to form partnerships with various city and social agencies in an effort to abate illegal activity from residences
- Assisted in the department's second series of parole compliance checks in cooperation with the Investigative Services Division and the Illinois Department of Corrections

### **Traffic Bureau**

- Issued 4,230 moving and 3,017 non-moving citations
- Investigated 1,080 abandoned autos
- Towed 4,662 vehicles
- Issued 3,017 parking citations
- Effectuated 22 special traffic operations
- Issued 310 vehicle-tax citations
- Investigated 287 accidents and conducted 1,005 follow-up accident investigations
- Effectuated 17 felony and 445 misdemeanor arrests
- Provided traffic control at six Northwestern football games. Total attendance was over 160,000; 887 parking citations were written and 41 cars were towed
- Conducted several school-zone speed-enforcement operations, resulting in 487 citations
- Issued 68 citations under the Disabled Citation program, a volunteer effort
- Levied \$26,887 in fines and fees to violators as a result of the Truck Overweight Enforcement program
- Conducted four roadside safety checks, (two with the Illinois State Police) resulting in a total of 224 citations and the arrest of two suspected intoxicated drivers and 16 suspended/revoked licenses
- Assisted the City Collector by instructing four separate classes in the Training Program for New Taxi Drivers
- Continued the Speed Awareness Program
- Provided traffic assistance at Northwestern basketball games, resulting in 26 cars towed and 43 parking citations issued
- Handled numerous special events during the year, including: Marty Leoni Fun Run, Arbor Day Race, Rotary Run, Northwestern University Graduation, July 4<sup>th</sup> Parade and Fireworks, Ricky Byrdsong Memorial Run, CommUNITY Picnic Motorcycle Demonstration, Custer Street Fair, 9-11 Memorial Services, Northwestern University Homecoming Parade, Dr. Martin Luther King, Jr. Memorial Walk, Neighborhood Way of the Cross, Pediatric Brain Tumor Ride for Kids, Special Olympic Torch Relay, and Fountain Square Arts Festival

- Certified all solo officers in motorcycle operation
- Issued 119 compliance citations through the Taxi Cab Compliance Program
- Investigated (Major Accident Investigation Team) five automobile crashes that resulted in three fatalities – one pedestrian, one driver, one occupant

## Animal Control

- Continued the partnership with Community Animal Rescue Effort (CARE)
- Issued 191 citations for animal-control violations

CATEGORY	DOGS	CATS	TOTAL
Impoundments:			
Strays	279	266	545
Unwants	<u>20</u>	<u>59</u>	<u>79</u>
Totals	299	365	624
Strays Returned to Owner	157	17	174
Adoptions	81	260	341
Returned Adoptions	9	18	27
Animals Euthanized	33	14	47
Bites Reported			36
Dispatched Calls			1,117
Misc. Calls for Service			6,214

## *Investigative Services*

### Detective Bureau

- Conducted 1,998 investigations, with a clearance rate of 44%
- Conducted 325 investigations of domestic violence, with a clearance rate of 96%
- Processed 117 follow-ups through the Citizen Volunteers Investigation Program
- Effected 235 criminal arrests
- Effected 54 warrant arrests
- Participated in two NORTAF homicide call-outs, one in Evanston and a double homicide in Glenview. Arrests were made in both incidents.
- Investigated two other homicides in Evanston that were investigated by the Investigators in the Detective Bureau and cleared with an arrest of the offenders
- Conducted 242 on-site liquor checks of local bars
- Conducted a Parole Sweep in conjunction with parole agents from the Illinois Department of Corrections



- The Major Accident Team investigated one vehicular homicide
- Investigated subject found deceased in his residence, victim of a homicide. Detectives initiated a NORTAF callout, investigated and a subject was charged with first degree murder.
- Responded to report of a subject shot outside of a residence. Assisted by NORTAF, Detectives investigated and a subject was charged with first degree murder
- Discovery of a dead newborn baby/fetus at St. Francis Hospital. NORTAF Forensics assisted with initial investigation. The case still under investigation awaiting possible charges.
- Found two subjects deceased in a second floor apartment. Investigation conducted and determined both subjects died of a drug overdose. Detectives assisted by NORTAF Forensics.
- Armed robbery investigation at a video store. Detectives were able to tie this armed robbery with 18 other similar robberies in Chicago. Offender apprehended and charged.
- Investigated a bomb threat at Evanston Township High School. Offender has been identified and charges are pending at this time.
- Conducted bootleg DVD and music CD investigation. 361 bootlegged DVDs and 57 bootlegged CDs recovered. Case turned over to the FBI.
- Armed robbery of pizza driver – Detectives investigated, identified offender and recovered the handgun. Offender charged with multiple offenses.
- Arrested and charged two subjects in connection with 22 vehicle burglaries.
- Investigated a series of robberies and aggravated batteries to elderly customers at a local business. Investigators developed information as to a possible offender. Subject located and found with proceeds from the robberies.
- Responded to residential burglary. A female subject arrested at the scene and charged in connection to this incident.
- Investigation conducted in connection with a robbery of a person while they were in their vehicle. Possible suspect revealed, identified, and later charged in this robbery.

## Juvenile Bureau

- Conducted 1,427 follow-up investigations, with a clearance rate of 68%
- Investigated 27 sexual abuse cases and 10 physical abuse cases
- Filed 125 delinquency petitions
- Made 316 juvenile arrests and 38 adult arrests
- One juvenile arrested for violation of the City ordinance
- Referred 47 youths to the Department's Youth Service Program and 25 to Community Service
- Conducted three tobacco compliance checks
- Participated in 242 liquor checks with the Detective Bureau

## School Resource Officers

- Conducted 174 initial investigations and Field General reports
- Conducted 242 follow-up investigations
- Cleared 136 cases
- Made 81 criminal arrests
- Participated in 536 meetings
- Assisted with 930 school related incidents
- Effectuated 69 officer interventions
- Attended 14 after school events
- Participated in seven field trips
- Conducted 1,308 student counseling sessions, an average of 436 per School Resource Officer

# **Police Social Services Bureau**

## **Youth Services Program**

The Youth Services Program continues to provide counseling, assessment, case management, intervention and prevention services for youths and their families. The program offers two lines of service which include counseling services and the community services program. In counseling services youth and families are scheduled for weekly counseling sessions. Those sessions may include individual counseling for the youth, family counseling or a combination of both modalities. The community services program is designed to deter first or second time youth offenders from engaging in any further criminal or delinquent behavior. Youth participating in the community service program may be required to participate in a comprehensive family counseling assessment, which in some cases result in the family's participating in counseling services as well. The community service program expanded its scope by accepting juvenile referrals from the City of Evanston ordinance court.

### **Program Activities:**

- Received 75 referrals for counseling services
- Engaged seven participants in a boys' anger-management group
- Received 60 community-service referrals
- Recruited three additional community-service vendors
- Made 29 incident-report follow-ups
- Made 14 workshops and presentations to community, youth, and parent groups
- Provided field instruction and supervision for two students from the University of Illinois
- Participated in community social-service committees

## **Victim Services Program**

The Victim Services Program continues to provide comprehensive services to victims and witnesses of crime and to individuals seeking social service assistance in non-crime situations. Those services include 24-hour crisis intervention, crisis counseling, court advocacy and information, and referral.

- Conducted 1,331 follow-ups on crime related cases
- Conducted 725 follow-ups on non-crime related cases
- Provided ongoing services totaling 1,279
- Provided crisis counseling in 157 cases
- Provided court-advocacy in 461 cases
- Made 373 referrals to other agencies
- Provided crisis-intervention in 158 cases
- Transported clients 113 times
- Provided emergency monetary assistance in 9 cases
- Assisted clients to obtain orders of protection in 49 cases
- Made 18 community presentations
- Responded to 625 after-hours call-outs

## ***Field Operations***

### **Patrol Shifts**

- Handled 46,027 calls for service
- Initiated 4,606 arrests
- Provided 33,527 officer-assists
- Issued 12,867 traffic citations
- Issued 19,825 parking citations (Parking Enforcement Officers started writing tickets on midnights)
- Conducted 46,282 walk-and-talks
- Issued 35 bicycle citations
- Issued 1,325 citations as a result of high-accident traffic-enforcement initiatives
- Participated in two Outside Neighborhood Roll Calls

### **Problem Solving Team**

- Currently there are 67 participants in the Trespass Agreement program (this information is included in the monthly Police Activity Planning Bulletin)
- Attended 452 neighborhood meetings
- Conducted 42 block surveys
- Provided 1,407 officer-assists
- Issued 65 bike citations
- Issued 229 traffic citations
- Initiated 370 arrests
- Issued 302 parking citations
- Coordinated 2,134 PAPB checks
- Coordinated 53 special enforcement missions
- Issued 251 C-Citations
- The Community Policing Van was deployed 485 times – serving as a positive presence in problem areas and at special events.

## ***Support Services***

### **Service Desk**

- Answered over 490,000 non-emergency telephone inquiries, requests for service, etc.
- Processed 1,221 prisoners
- Housed 2,158 prisoners
- Processed 3,671 bail bonds
- Took 3,419 reports
- Billed 4,306 alarm subscribers (including 383 new alarm subscribers)
- Handled 3,588 station alarms

- Hired and trained two civilian Service Desk Officers
- Expanded false-alarm reduction-efforts by a) personally contacting all alarm licensees having 10 or more false alarms, as well as those having an unusual number of false alarms over a short period of time, and by b) making on-site alarm system inspections with alarm-contractor technicians, where warranted
- Participated in numerous planning sessions with Facilities Management, architects and construction firms regarding renovation of the police station – Phase II of the construction project is completed
- Contracted and completed construction on the rear parking lot of the police department

## **Records Bureau**

- Fingerprinted 326 citizens
- Processed 15 liquor licenses
- Provided 2,597 report copies
- Entered 46,000 records into the computer
- In January of 2004 the Evanston Police Department initiated and complied with state law regarding racial profiling. Developed a records keeping program for the entry of racial profiling data. One new data-entry clerk was hired for entry of the data

## **Communications Bureau**

- Received 56,650 calls to 9-1-1
- Dispatched 46,027 police service calls
- Dispatched 7,806 fire and ambulance calls
- Completed E-911 Phase II development with all seven wireless telephone carriers
- Achieved a minimum staffing level of three telecommunications personnel per shift

## **Property Bureau**

- Handled 3,480 new cases
- Made 41 trips to the crime lab, submitting 409 cases
- Conducted two bicycle auctions
- Moved bicycles and bicycle racks back to police station from outside facility

## ***Community Strategies***

## **Prevention Programs, Senior Crime Prevention, Crime Analysis**

- Published 255 crime bulletins
- Conducted 682 security surveys
- Participated in 58 speaking engagements
- Responded to 208 citizen requests for crime statistics

- Attended 419 meetings
- Sponsored the Holiday Food Basket program, distributing 106 baskets to 260 individuals
- Initiated 489 referrals
- Hosted 11 police department tours
- Coordinated and hosted 24 Citizen Police Academy classes
- Coordinated 290 special assignments
- Initiated 83 computer-searches
- Issued 67 special bulletins
- Released 12 monthly Part I Crime Reports
- Prepared nine booth displays
- Recruited 13 new volunteers
- Participated in the organization of the CommUNITY Picnic
- Attended National Night Out neighborhood celebrations
- Provide oversight to the Clergy Team in assisting with various community events
- Coordinated the Citizen Police Academy Alumni volunteer program
- Sponsored an Open House in conjunction with Police Appreciation Week
- Participated in crime prevention presentations to over 200 taxi drivers
- Increased the number of CERTS members; used CERT members for assigned activities
- Partnered with the Evanston Fire Department in distribution of bike safety helmets

## **DEPARTMENT GOALS FOR 2005**

Obtain Re-Accreditation for the Department

Initiate a New Anti-Panhandler Campaign

Present the Results of the Traffic Stop Data Collection Program

Participate in the Sequential Line-Up Project

Implement the CRIMES Records Management System

Install A New Management Information System  
in the Traffic Bureau and In The Office of Professional Standards

Conduct Leadership and Team Building Training for the Department

Complete a Major Drug/Gang Initiative

Develop and Distribute a Revised Departmental Brochure

Conduct an Independent Audit of Our Use of Force  
and Office of Professional Standards Functions

---

***III.***

***YOUTH OUTREACH  
REPORT***

---

*by*

*Outreach Workers*

*Ron Strong and Tomas Ramirez*

The Neighborhood Youth Outreach and Intervention Project, a collaborative effort between the Evanston Police Department and Youth Organizations Umbrella (Y.O.U.), completed its fifth year, funded by the Cook County Judicial Advisory Council. The 2004-2005 fiscal year saw the initiative grow, its success expand. Youth Intervention deterred undesirable activity by high-risk youth through developing meaningful relationships with them and connecting them to numerous positive alternatives. These alternatives included academic and vocational opportunities and a multitude of recreational experiences.

Several neighborhoods are experiencing transitions and face the challenges of engaging youth who “hang-out” on street corners, often are involved in street gang and related activity, and/or appear to have little if anything constructive to do. These youth are typically disengaged or disconnected from their communities and often not available to more “traditional” services provided by agencies and schools. The task of engaging these youth involves patience, development of trust and rapport, and sustained service provision which fosters assisting them toward productive initiatives.

The outreach project was successful in its contribution to resolving problems in targeted beats.

- Achieved a reduction in loitering, gang activity and illegal behavior at Crain and Dodge.
- Reduced congregations of youth involved in anti-social and/or unproductive activity in the Howard Street area.
- We engaged youth frequenting Brummel Park in constructive activities and services; however sporadic disruptive behavior continued to be a problem in the park.

The outreach team was successful in engaging youth in the following activities:

- Street counseling, mentoring, case management and crisis intervention services to approximately 180 individual youth (an increase of 50 youth from the previous year).
- Mediated over ten potentially serious conflicts among youth participating in Hispanic street gangs.
- Facilitated a meeting among the Chief of Police, the Problem Solving Team and representatives of several Hispanic groups.
- Began weekly meeting with the Problem Solving Team in August 2004 to foster relationships between our youth and the police department.
- Provided case management and crisis services to ten families.
- Assisted 12 youth in locating and securing employment.



- Secured complimentary memberships at the Evanston Athletic Club for 40 students; allowing the youth to attend the health club on their own initiative.
- Sponsored 10 outings at the New Century Theater and attended a Chicago White Sox baseball game.

## **OUTCOME PERFORMANCE**

The following performance measures were developed and addressed:

- Maintain continuous programming for 50% of our youth.
  - 180 individual youth received services through our program with 110 or 60% receiving continuous programming.
  - Of the 50 students seen most frequently, 43 or 86% were enrolled in school and/or working.
- Provide intensive services to a minimum of 25 youth.
  - Provided intensive case management services to 62 students.
- Connect 60 clients to various educational, vocational and recreational services.
  - 160 of 180 youth received assistance. Ninety were connected to two or more of the services.
- Provide comprehensive support to at least five families.
  - Services were provided to eight families, including referrals to the Local Area Network, DCFS, Family Assistance program at Y.O.U., and ongoing crisis support or mediation in family crises

As our case studies of individual youth experiences indicate, the project continued to have strong impacts on the lives of our clients. We were able to provide sustained connections to educational, vocational and recreational activities which helped divert our high-risk youth from unproductive and potentially destructive behaviors. The majority of our youth remained in school, and many were assisted in securing employment in the community. Our ongoing relationship with the Evanston Athletic Club and the New Century Theater provided invaluable and countless opportunities for our youth to participate in healthy recreational activities.

This year we were also very active in de-escalating potentially serious incidents in the community. This one-to-one street intervention helped our young people, contributed toward a reduction in crime, and impacted on the quality of life in neighborhoods.

As we move forward in our efforts to provide support to youth in the targeted communities, our intention is to seek additional funding, enabling us to expand our services to greater numbers of these youth, and to continue to provide the sustained care needed to facilitate their productive participation in the community.

## **CASE STUDIES**

### **Case 1**

A 16 year-old male youth who lives on the west side of Evanston. A bright student and former member of the freshman basketball team, he performed marginally in school and was known to congregate with gang members near E.T.H.S. Prior to referral to the project, he was arrested twice for possession of illegal substances with intention to sell. Upon meeting this youth and his parents, we found him to be very engaging and strongly motivated to work. We were able to locate employment for him at a local animal hospital, where he continues to work successfully. He has had no further contact with the police department.

### **Case 2**

A Hispanic 18 year-old youth who has been active in our project for two years. He is actively involved with other Hispanic young people in Evanston and receives special education services at E.T.H.S. Our two-year involvement with him has been characterized by both successes and challenges. He has been assisted in completing court ordered community service, in locating and securing two jobs, and in continuing in school. However, his recurrent problems with substance abuse and his choice of friends have been major impediments in his functioning. For example, after his remarkable success in reaching management status on his last job of six months, he was fired for attendance problems. We have continued to secure needed services for him, including a referral to a community substance abuse program. Additionally, we have mediated potential acquaintance related conflicts, and provided crisis intervention services to this youth and his alcoholic father. Despite these problems, he has continued in school uninterrupted with our support.

### **Case 3**

A 17 year-old Hispanic male and a leader of a group of Hispanic youth in the Crain/Dodge area. Last year, his involvement in drug dealing at E.T.H.S. led to his expulsion from school. Following expulsion, he became very active with the outreach

program, participating in recreational activities and receiving assistance in seeking employment, and support for enrolling in an alternative school. An extremely talented soccer player, he tried out for and made the E.T.H.S. varsity soccer team upon returning to school in the fall of 2004. We have continued to provide support, encouragement and mentoring for him in his attempts to avoid illegal activity and to maintain healthy and productive functioning. His involvement with our program and his participation as a starter on the soccer team has resulted in a marked decrease in street gang involvement and illegal activity.

#### **Case 4**

A 16 year-old female junior at E.T.H.S. known to closely associate with young males who frequent the Dodge/Crain area. A bright student enrolled in honors classes in school, she maintained a reputation for promiscuity and thrill seeking, including “hanging out” around potentially violent conflicts among gang members. She has received ongoing intensive support in steering her away from self-destructive behaviors. Our active assistance in helping her secure employment led to her being hired by a chain restaurant in the community where she has been gainfully employed for over six months. During this period, her visibility on the streets has been markedly reduced. She has begun discussions with us about admission to college next year.

#### **Case 5**

A 20 year-old African American male involved in the project since its inception, has received ongoing, intensive support since meeting us five years ago at Brummel Park. This has included mentoring, vocational opportunities, membership at a local health club, and support for addressing his special needs in school. An extremely gifted athlete, he was assisted in enrolling at Rochester Community College in Minnesota last fall, where he was a member of the school’s football team. Despite our helping him secure special education services there, he struggled academically and did not return for the second semester at RCC. We continued to encourage his enrollment in school, and he was assisted in enrolling at Oakton Community College, which he currently attends. He is employed at the Evanston Recreation Department.

#### **Case 6**

A 16 year-old Hispanic female known to frequent the Crain/Dodge area. We became closely involved with her after learning from her peers that she had run away from home following alleged physical abuse by her father. After locating her, a report was made to the Department of Children and Family Services. Crisis intervention and mediation was also provided to her and her family. Subsequently, she has been supported in securing employment and recreational services. She remains employed at a local chain restaurant and has attained a driver’s license. Her involvement and visibility on the streets has been significantly reduced.

---

## IMPACT STATEMENT

by Outreach Workers  
Ron Strong and Tomas Ramirez

---

For the past five years, the Evanston Police Department has worked in conjunction with Y.O.U. to implement a Youth Outreach Intervention strategy in targeted neighborhoods in Evanston. This program has been an important component of the Department's successful and recognized community policing efforts. In addition, it has had a positive impact in the community. Let me explain further.

First, crime in Evanston is the lowest for four decades. The crime rate has decreased over 56%. These trends are unprecedented. Even though it is difficult to show that one program caused these trends, the Youth Outreach strategy has significantly impacted on crime.

Second, feedback from the neighbors in the targeted areas(e.g. Brummel Park Neighbors, Crain & Dodge Neighbors) indicate that this program has helped to improve the quality of life in their neighborhoods. The Youth Outreach initiative provides a direct response to visible problems in the neighborhoods. It has been especially responsible for defusing and de-escalating crime situations.

Third, this strategy works as a complement to the Department's enforcement strategy. Police cannot make an impact on crime alone. Partnership is needed. The Youth Outreach initiative is a unique problem-solving approach to handling issues of youth disorders in the neighborhoods in partnership with the police. This initiative has significantly demonstrated that partnerships do impact on neighborhood issues

Fourth, this strategy helps individual young people. The focus of the strategy is one-on-one intervention with young people, many who are disenfranchised with society. The program has logged many success stories – young people who have changed their lives. Saving one young persons life justifies the existence of this program.

In conclusion, the Youth Outreach Intervention strategy has been a significant part of the Police Department's overall crime reduction strategy. It has been successful in helping young people, reducing crime, and impacting on the quality of life in neighborhoods.

---

*IV.*

***OFFENSE SUMMARY***

---

## The Crime Index

The Evanston Police Department uses the Crime Index—the standard crime indicator in law enforcement—to gauge the volume of serious crime in Evanston. The Crime Index is the total number of a set of specified serious and/or very frequently occurring crimes known to the police and occurring within a jurisdiction during a specified period of time. The eight offenses that make up the Crime Index are the four violent crimes of murder (and nonnegligent manslaughter), criminal sexual assault<sup>1</sup>, robbery, and aggravated assault and battery (including attempted murder and ritual mutilation), plus the four property crimes of burglary, theft, motor vehicle theft and arson<sup>2</sup>.

The Illinois Uniform Crime Reporting (I-UCR) Program established the Crime Index and the criteria for reporting crime index data in Illinois. Offense totals include attempts, but do not include reports that are unfounded, cases referred to other jurisdictions, or crimes handled by the Northwestern University Police Department. Using standardized offense definitions to achieve uniformity in crime reporting, the classification of a specific incidence of crime is based solely on police investigation, as opposed to the determination of a court, medical examiner, coroner, jury, or other judicial body. The eight categories of the Crime Index do not include all reported crime in a given jurisdiction. Offenses not included in the Index include simple assault and battery, kidnapping, deceptive practices and other thefts, criminal damage to property, disorderly conduct, and other offenses related to drugs, liquor, vice, weapons, children, arson and motor vehicles.

Not all crimes are reported to or discovered by the police. The terms “reported” crimes or offenses in this report include crimes reported to police by citizens and the small percentage of crimes discovered by police.

## 2004 Evanston Crime Index

The Evanston Crime Index decreased in six of the past seven years, including 2004, following its peak in 1997. The 2004 Crime Index for Evanston is the lowest since before 1970. Three of the four property Index crimes have followed a very similar pattern of decrease and are at record lows since before 1970. The four violent Index crimes are all well below average, and also have shown a general decline in recent years.

The 2004 Evanston Crime Index is 3,411: 5.5% lower than 2003, 37.3% below average (5,438), and 55.5% lower than its peak in 1997 (7,669). The continued decrease in 2004

---

<sup>1</sup>. Until 1984, "rape" was defined as the carnal knowledge of a female, forcibly and against her will. This definition included rapes by force and attempts or assaults to rape. Statutory offenses (no force used—victim under age of consent) were excluded. On July 1, 1984, Illinois' sexual assault laws became gender-neutral and the old concept of rape was broadened to include many types of sexual assault. This I-UCR crime now includes all sexual assaults, completed and attempted, aggravated and nonaggravated.

<sup>2</sup>. Arson became an Index crime in 1980. Due to definitional differences, arson data before 1980 may not be comparable to arson data after 1979.

was due in large part to the decreases in theft (-3.6%, the largest category in the Crime Index), burglary (-7.9%, the second largest category), as well as motor vehicle theft (-25.4%) and aggravated assault/battery (-20.9%).

Robbery, the third largest category, had little effect on the Crime Index, increasing by only 5 (+3.7%). Criminal sexual assault decreased from 10 in 2003 to 7 in 2004. Arson increased from 9 to 15. There were three murders in 2004, compared to one in 2003.

## **Trends**

Most of the major Index crimes increased after the early and middle 1970s, reaching peaks in the 1980s and 1990s. Burglary peaked in 1980, followed by motor vehicle theft in 1991, aggravated assault and battery in 1995, robbery in 1996, and theft in 1997. Since their peak years, these crimes have shown an overall downward trend.

### **Property Index Crimes**

Reported thefts dropped in each of the past seven consecutive years, decreasing 54.7% since peaking in 1997 (5,241). 2004 (2,376) is 31.9% below average (3,489) and the lowest year since before 1970.

Reported burglaries declined 66.2% since 1980 (1,928), except for moderate upsurges in 1991 and 1997. 2004 (651) is 47.8% below average (1,246) and the lowest year since before 1970.

Reported motor vehicle thefts declined 82.3% since peaking in 1991 (582), except for a large upward spike (+174) during 1996-97. 2004 (103) is 66.8% below average (310) and the lowest year since before 1970.

Arson has not shown an upward or downward trend since it became an Index Crime in 1980. The 15 arsons of 2004 are still below the average of 21 despite increasing from 9 in 2003.

### **Violent Index Crimes**

Reported robberies are 47.6% below their peak in 1996 (265) despite an increase in 1999 and a 23% rise during the last three years. 2004 (139) is 21.0% below average (176).

Reported aggravated assaults and batteries declined 63.6% from their peak in 1995 (321), with the most dramatic drop (-149) occurring during 1998-99. Moderate increases and decreases followed 1998, with no clear trend. 2004 (117) is 35.9% below average (183).

Reported criminal sexual assaults declined by 22 from their peak in 1986 (34) to 1999 (12), then leveled off to 9 or 10 during 2000 to 2003. 2004 (7) is 11 below the average of 18 and the lowest since being redefined by law in 1984.

The average number of murders each year declined over the last several decades, from between 4 and 5 during the 1970s to 2 since 1990. There were three murders in 2004.

## Using Crime Index Data

The volume and type of crime reported in Evanston is presented in this report as accurately as possible. Many factors make it difficult, however, to determine crime volume and trends precisely. These factors include varying citizen-reporting rates, changes in laws and methods of classifying crime, random fluctuation and others. The figures and commentary in this report are based on incidents that were known to the police at the time the report was prepared. This information may change over time as additional incidents are discovered or reported, or as crimes are cleared, reclassified or unfounded based on continued investigation. Crime statistics should be considered estimates at any point in time.

Due to changes in state and national uniform-crime-reporting policy and guidelines, the Evanston Police Department revised its procedures for reporting annual crime statistics. Beginning with the 1997 EPD Annual Report, more than one offense may be counted for a single crime incident involving multiple offenses, not just the most serious offense, as in the past.<sup>3</sup> This will result in a slight inflation of some offense totals compared to the old method. Use caution when comparing the figures in this report with annual crime totals published in reports before 1997.

**Crime Trend Cautions:** Use caution when comparing crime totals over consecutive or similar periods of time and when using the percent difference between time periods. There are many factors that contribute to changes in crime levels, including random fluctuations. Short-term comparisons (e.g., two consecutive periods) are less meaningful and less reliable than long-term comparisons. Also, percent differences between low volumes (e.g., 50 or less) are less meaningful and less reliable than percent differences between high volumes (e.g., several hundred or more).

**Jurisdiction Comparison Cautions:** Comparing crime statistics between two jurisdictions will be biased, unreliable, and misleading (even when using crime rates), because very few communities are truly similar. Differences in population demographics, social dynamics, economic configuration, residential/commercial mix and other factors, including a community's policing priorities and resources, make crime measures difficult to interpret and compare.

For more information about UCR programs:

- I-UCR Program:  
<http://www.isp.state.il.us>

<sup>3</sup>. The EPD began classifying and counting Crime Index offenses according to the "incident-based" method on April 1, 1995. Thereafter, this method was used to report Index crimes in Evanston in our monthly reports to the State of Illinois. The State is responsible for collecting all Illinois crime data and submitting it to the FBI for determining the national Crime Index.



- FBI's UCR Program: <http://www.fbi.gov>

# EVANSTON CRIME INDEX

## Offense Comparison 2004 vs. 2003

CRIME INDEX OFFENSES	2003	2004	NUMBER DIFFERENCE	PERCENT DIFFERENCE
1. Murder	1	3	2	200.0%
2. Criminal Sexual Assault	10	7	-3	-30.0%
3. Robbery	134	139	5	3.7%
4. Aggravated Assault/Battery	148	117	-31	-20.9%
5. Burglary	707	651	-56	-7.9%
6. Theft	2,464	2376	-88	-3.6%
7. Motor Vehicle Theft	138	103	-35	-25.4%
8. Arson	9	15	6	66.7%
<b>CRIME INDEX (rows #1—#8)</b>	3,611	<b>3,411</b>	<b>-200</b>	<b>-5.5%</b>
Violent Offenses (rows #1—#4)	293	266	-27	-9.2%
Property Offenses (rows #5—#8)	3,318	3,145	-173	-5.2%

Offense totals include attempts, but do not include reports that are unfounded, cases referred to other jurisdictions, or crimes handled by the Northwestern University Police Department.

**CAUTION:** Use and interpret crime statistics with caution. Please read the provided information about using Crime Index data.

# EVANSTON CRIME INDEX

## 1995 to 2004

	1995	1996	1997	1998	1999	2000	2001	2002	2003	<b>2004</b>
<b><u>VIOLENT CRIME</u></b>										
Murder	1	2	3	2	2	1	2	2	1	<b>3</b>
Criminal Sexual Assault	20	22	13	18	12	9	10	9	10	<b>7</b>
Robbery	252	265	207	135	184	168	113	132	134	<b>139</b>
Aggravated Assault & Battery	321	291	300	192	151	161	145	171	148	<b>117</b>
<b><u>PROPERTY CRIME</u></b>										
Burglary	1,158	1,297	1,508	1,158	1,059	1,170	925	963	707	<b>651</b>
Theft	3,995	4,696	5,241	3,935	3,515	3,414	3,008	2,954	2,464	<b>2,376</b>
Motor Vehicle Theft	201	270	375	202	219	252	215	186	138	<b>103</b>
Arson	24	30	22	16	26	22	26	19	9	<b>15</b>
<b>CRIME INDEX</b>	<b>5,972</b>	<b>6,873</b>	<b>7,669</b>	<b>5,658</b>	<b>5,168</b>	<b>5,197</b>	<b>4,444</b>	<b>4,436</b>	<b>3,611</b>	<b>3,411</b>
VIOLENT CRIME	594	580	523	347	349	339	270	314	293	<b>266</b>
PROPERTY CRIME	5,378	6,293	7,146	5,311	4,819	4,858	4,174	4,122	3,318	<b>3,145</b>

Offense totals include attempts, but do not include reports that are unfounded, cases referred to other jurisdictions or crimes handled by the Northwestern University Police Department.

**CAUTION:** Use and interpret crime statistics with caution. Please read the provided information about using Crime Index data.

# Firearms Statistics \*

## Handguns

Incidents Involving Handguns.....	130
Injury Sustained.....	11
Death.....	1
Murder.....	1
Confiscated.....	18
Turned In.....	16
Found.....	4
Located Through Investigation.....	9
Stolen.....	4
Ordinance Lodged.....	5

## Other Firearms


Incidents Involving Other Firearms.....	14
Other Firearms Turned In Or Confiscated.....	10
Other Firearms Found.....	5
Located Through Investigation.....	2
Stolen.....	3

## All Firearms

Persons Arrested.....	28
-----------------------	----

\* Note: Does not include cases handled by, transferred to, or occurring in outside jurisdictions

<b><u>2004 SERVICE CALLS</u></b>	
PART I	3,411
PART II	7,044
SERVICES	35,572
<b>TOTAL</b>	<b>46,027</b>



The Citizen Police Academy has graduated  
20 classes for a total of 478 people.

The course consists of 12 weeks of classes,  
a Communications/E911 seminar,  
and a ride-along with a patrol officer.