



Memorandum

Date: May 27, 2022
To: Mayor Biss and Members of the City Council
From: Kelley Gandurski, Interim City Manager
Subject: City Manager's Office Weekly Report for
May 23 - 27, 2022

Staff Reports by Department

City Manager's Office

Weekly Bids Advertised - none
Monthly Financial Report

Community Development

Weekly Zoning Report
Weekly Inspection Report

Health Department

Weekly Food Establishment Application Report

Law Department

Weekly Liquor License Application Report

Legislative Reading

NWMC Weekly Briefing



**Standing Committees of the Council &
Mayoral Appointed Boards, Commissions & Committees**

Monday, May 30, 2022

Memorial Day

Tuesday, May 31, 2022

2:00pm: [Design and Project Review Committee](#) - CANCELED

6:00pm: Economic Development Committee

Wednesday, June 1, 2022

6:30pm: [Citizen Police Review Committee](#)

Thursday, June 2, 2022

9:00am: [Reparations Committee](#)

Friday, June 3, 2022

No meetings scheduled

Check the City's Calendar for updates:

[City of Evanston • Calendar](#)

City of Evanston Committee Webpage:

[City of Evanston • Boards, Commissions, and Committees](#)



Memorandum

To: Kelley A. Gandurski, Interim City Manager
 From: Hitesh Desai, CFO/City Treasurer
 Subject: April 2022 Monthly Financial Report
 Date: May 27, 2022

Please find attached the unaudited financial statements as of April 30, 2022. A summary by fund for revenues, expenditures, fund and cash balances is as follows:

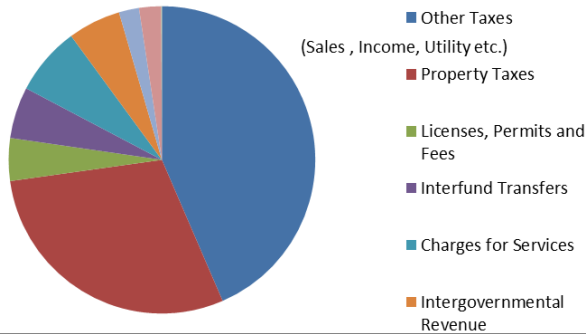
City of Evanston
Cash & Investment Summary by Fund
April 30, 2022

Fund #	Fund	Revenue	Expense	Net	Fund Balance	Cash Balance
100	General	53,949,203	41,147,156	12,802,047	43,088,832	37,828,355
170	American Rescue Plan	3,262	2,724,167	(2,720,905)	14,092,467	14,092,467
175	General Assistance	747,526	338,375	409,151	1,019,597	1,019,469
176	Human Services	1,647,367	574,434	1,072,934	3,105,057	3,104,868
177	Reparations	3,154	53,767	(50,613)	455,101	455,101
180	Good Neighbor	440	10,999	(10,560)	891,603	891,603
185	Library	4,146,307	2,476,079	1,670,229	5,114,583	5,050,617
186	Library Debt Service	253,313	-	253,313	254,457	254,457
187	Library Capital Improvement FD	-	94,112	(94,112)	784,014	784,014
200	MFT	1,775,217	710,714	1,064,503	6,115,604	5,868,339
205	E911	486,642	377,494	109,148	1,634,771	1,278,047
210	Special Service Area (SSA) #9	317,643	-	317,643	110,892	110,892
215	CDBG	110,244	242,063	(131,819)	(70,996)	(70,996)
220	CD Loan	18,834	-	18,834	329,765	329,765
235	Neighborhood Improvement	11	4	7	22,150	22,150
240	Home	230,322	259,740	(29,418)	(3,682)	(3,682)
250	Affordable Housing	165,638	219,562	(53,924)	2,578,100	2,725,955
320	Debt Service	8,596,914	19,142	8,577,772	9,868,339	9,868,339
330	Howard Ridge	698,078	133,857	564,221	3,237,786	3,391,802
335	West Evanston	964,847	26,721	938,126	4,190,328	4,190,328
340	Dempster-Dodge-TIF	155,825	57,304	98,521	423,525	423,525
345	Chicago Main-TIF	633,062	113,626	519,436	1,470,964	1,470,964
350	Special Service Area (SSA) #6	122,471	-	122,471	124,250	124,250
355	Special Service Area (SSA) #7	81,801	-	81,801	90,515	90,515
360	Special Service Area (SSA) #8	31,548	-	31,548	34,766	34,766
415	Capital Improvements	72,853	665,603	(592,750)	10,962,989	11,161,201
416	Crown Construction	5,394	320,025	(314,631)	5,415,187	5,415,187
417	Crown Community CTR Maintenance	58,333	23,076	35,257	385,253	385,253
420	Special Assessment	62,211	166,439	(104,228)	2,029,367	2,025,086
505	Parking	3,472,114	3,005,154	466,960	(1,384,903)	932,083
510-513	Water	7,261,964	6,547,743	714,221	16,060,349	11,962,930
515	Sewer	2,637,484	1,959,522	677,961	10,900,915	5,103,167
520	Solid Waste	2,334,661	1,753,402	581,258	1,039,268	137,885
600	Fleet	1,040,782	1,074,607	(33,825)	684,829	(677,406)
601	Equipment Replacement	1,424,769	1,297,669	127,100	356,040	163,794
605	Insurance	6,743,030	7,105,359	(362,330)	(5,582,796)	(1,606,198)

Please note that the attached supporting documents have been updated to show further fund and department analysis.

Included above are ending fund and cash balances as of April 30, 2022. Cash balance represents liquid cash and/or invested assets which can be used (or easily sold) to support and fund current operations. Fund balance includes illiquid assets or future cash receipts or disbursements such as receivables (including property tax) due to the City and accounts payable/accrued expenses. All fund balances are unaudited.

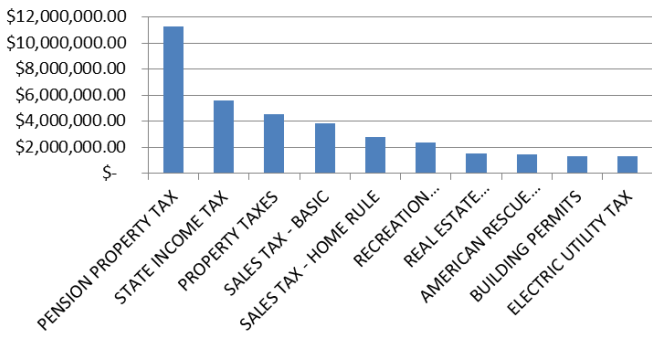
2022 GF Revenues (category) YTD



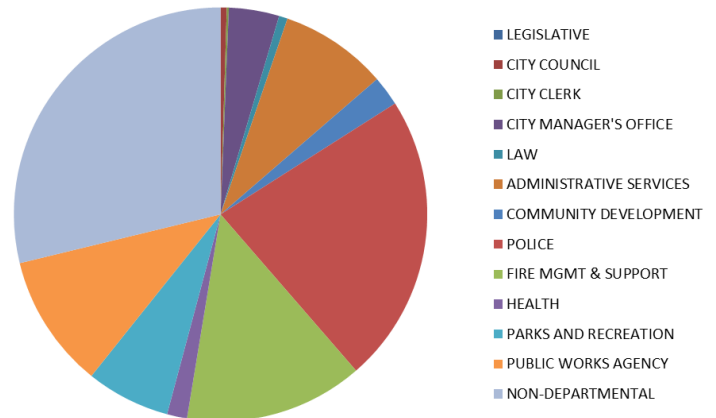
General Fund

The unaudited financial statements show the General Fund as of April 30, 2022 with a fund balance of \$43,088,832 and cash balance of \$37,828,355. The attached financials show General Fund revenues at 46% of budget and expenses at 35% of budget. The General Fund revenues are higher mainly because of property tax revenues collected. Additionally, taxes collected such as Sales and Income, are higher due to inflation.

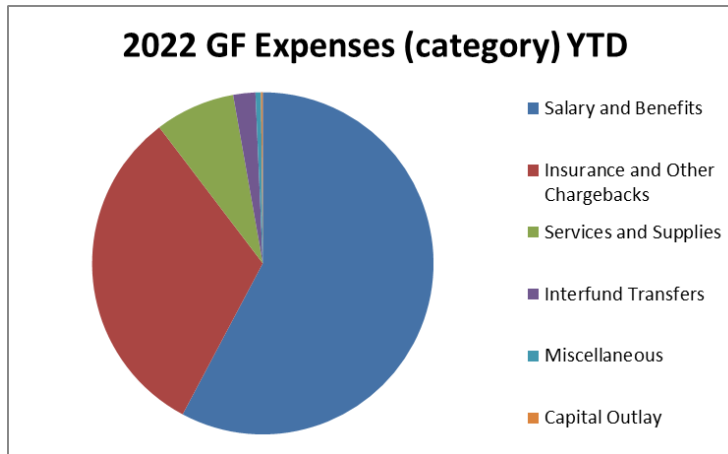
2021 GF Top Ten Revenues YTD



2022 GF Expenses (department) YTD



Expenses	2021 Actual YTD	2021 Budget	%	2022 Actual YTD	2022 Budget	%
LEGISLATIVE	-	-		-	-	
CITY COUNCIL	142,589.90	556,165.60	26%	197,207.17	579,384.00	34%
CITY CLERK	57,267.14	178,794.66	32%	66,874.79	343,573.00	19%
CITY MANAGER'S OFFICE	1,801,485.67	6,004,834.63	30%	1,618,783.24	6,232,882.39	26%
LAW	158,931.39	576,892.00	28%	277,288.05	970,341.14	29%
ADMINISTRATIVE SERVICES	2,941,444.56	10,360,246.39	28%	3,463,272.25	11,449,182.64	30%
COMMUNITY DEVELOPMENT	1,005,974.01	3,073,829.11	33%	959,513.56	4,488,316.71	21%
POLICE	15,356,396.70	39,734,285.59	39%	9,308,439.00	29,280,597.55	32%
FIRE MGMT & SUPPORT	10,480,524.72	26,006,574.05	40%	5,753,085.15	16,823,271.83	34%
HEALTH	613,978.97	1,556,419.50	39%	645,485.52	1,453,836.00	44%
PARKS AND RECREATION	2,763,906.30	11,329,360.87	24%	2,704,030.46	12,101,740.47	22%
PUBLIC WORKS AGENCY	4,058,576.52	11,642,790.99	35%	4,305,783.02	13,444,799.45	32%
NON-DEPARTMENTAL	-	-		11,847,394.01	20,723,062.00	57%
Expenses Total	39,381,870.88	111,020,193.39	35%	41,147,156.22	117,890,987.18	35%



GF Expenses (category)	2021 YTD Actual	2021 Budget	%	2022 YTD Actual	2022 Budget	%
Salary and Benefits	24,154,490.22	68,210,033.83	35%	23,776,567.20	74,503,722.18	32%
Insurance and Other Chargebacks	11,769,142.83	25,368,239.00	46%	13,103,452.56	24,383,062.00	54%
Services and Supplies	2,332,671.80	13,313,795.56	18%	3,118,925.12	15,131,213.00	21%
Interfund Transfers	1,014,992.00	3,045,000.00	33%	864,999.92	2,595,000.00	33%
Miscellaneous	82,711.50	579,625.00	14%	212,837.41	590,390.00	36%
Capital Outlay	21,470.19	320,000.00	7%	70,374.01	434,500.00	16%
Community Sponsored Organizations	5,756.82	0.00		0.00	69,600.00	0%
Contingencies	635.52	183,500.00	0%	0.00	183,500.00	0%
Expenses Total	39,381,870.88	111,020,193.39	35%	41,147,156.22	117,890,987.18	35%

Staff continues to monitor Police and Fire overtime expenses. Through April, Police had spent 37% of budget for overtime, and Fire had spent 35% of the annual budget.

Overtime Expenses	2021 Actual	2022 Budget	2022 YTD	% Budget
Police	\$1,550,896	\$ 1,509,073	\$557,514	37%
Fire	\$1,359,388	\$ 959,956	\$333,114	35%

Enterprise Funds

Parking fund revenues through April 30, 2022, are at 30% of budget and expenses are at 25%.

As the economy continues to improve in post-pandemic time, we expect Parking revenues to increase.

Through April 30, 2022, overall Water Fund appears low on revenue and expenses. Water Fund operating revenues and expenses are in line with the budget, but capital projects funded with IEPA loan/debt will take place later in the year. These projects are budgeted in Other Revenue and expenses in Capital Outlay.

Through April 30, 2022, the Sewer Fund also appears low on expenses mainly due to the capital projects and debt service payments occurring later in the year.

Through April 30, 2022, the Solid Waste Fund has a fund balance of \$1,039,268 and a cash balance of \$137,885.

Other Funds

Through April 30, 2022, the SSA #9 Fund is showing fund and cash balance of \$110,892.

Through April 30, 2022, the Capital Improvements Fund is showing a fund balance of \$10,962,989 and a cash balance of \$11,161,201. The fund continues to spend down Series 2021 and Series 2020 bond proceeds.


Through April 30, 2022, the Crown Construction fund is showing fund and cash balance of \$5,415,187. The fund continues to spend down balances from bond proceeds and gifts from the Friends of Robert Crown.

Through April 30, 2022, the Insurance Fund is showing a negative fund balance of \$5,582,796 and a negative cash balance of \$1,606,198. Fund balance is significantly lower than cash balance due to accrued liabilities for pending litigations.

If there are any questions on the attached report, please contact me by phone at (847) 448-8082 or by email: hdesai@cityofevanston.org. Detailed fund summary reports can be found at: <http://www.cityofevanston.org/city-budget/financial-reports/>.

CERTIFICATION OF ATTACHED FINANCIAL REPORTS

As required per Illinois Statute 65 ILCS 5/3.1-35-45 I, Hitesh Desai, Treasurer of the City of Evanston, hereby affirm that I have reviewed the April 30, 2022 year-to-date financial information and reports which to the best of my knowledge appear accurate and complete.



Hitesh Desai, Treasurer

Funds	2021 Actual YTD	2021 Budget	% of Budget	2022 Actual YTD	2022 Budget	% of Budget
100 GENERAL FUND						
Revenue						
Other Taxes	16,640,370	48,775,000	34%	23,474,952	51,925,000	45%
Property Taxes	14,106,290	28,298,539	50%	15,792,721	28,774,164	55%
Licenses, Permits and Fees	3,511,374	8,085,550	43%	2,424,261	8,085,550	30%
Interfund Transfers	3,337,188	9,149,103	36%	2,925,235	8,775,706	33%
Charges for Services	2,616,244	9,357,875	28%	3,891,010	8,491,325	46%
Intergovernmental Revenue	1,357,036	1,584,942	86%	3,003,296	5,961,342	50%
Fines and Forfeitures	764,064	4,123,500	19%	1,145,116	3,723,500	31%
Other Revenue	199,837	1,593,100	13%	1,256,701	2,118,100	59%
Interest Income	11,107	55,000	20%	35,911	55,000	65%
Revenue Total	42,543,509	111,022,609	38%	53,949,203	117,909,687	46%
Expenses						
LEGISLATIVE	-	-		-	-	
CITY COUNCIL	142,590	556,166	26%	197,207	579,384	34%
CITY CLERK	57,267	178,795	32%	66,875	343,573	19%
CITY MANAGER'S OFFICE	1,801,486	6,004,835	30%	1,618,783	6,232,882	26%
LAW	158,931	576,892	28%	277,288	970,341	29%
ADMINISTRATIVE SERVICES	2,941,445	10,360,246	28%	3,463,272	11,449,183	30%
COMMUNITY DEVELOPMENT	1,005,974	3,073,829	33%	959,514	4,488,317	21%
POLICE	15,356,397	39,734,286	39%	9,308,439	29,280,598	32%
FIRE MGMT & SUPPORT	10,480,525	26,006,574	40%	5,753,085	16,823,272	34%
HEALTH	613,979	1,556,420	39%	645,486	1,453,836	44%
PARKS AND RECREATION	2,763,906	11,329,361	24%	2,704,030	12,101,740	22%
PUBLIC WORKS AGENCY	4,058,577	11,642,791	35%	4,305,783	13,444,799	32%
NON-DEPARTMENTAL	-	-		11,847,394	20,723,062	57%
Expenses Total	39,381,871	111,020,193	35%	41,147,156	117,890,987	35%

Funds	2021 Actual YTD	2021 Budget	% of Budget	2022 Actual YTD	2022 Budget	% of Budget
170 AMERICAN RESCUE PLAN						
Revenue						
Intergovernmental Revenue				-	21,586,827	0%
Interest Income				3,262	-	
Revenue Total				3,262	21,586,827	0%
Expenses						
Services and Supplies				-	-	
Miscellaneous				-	22,250,000	0%
Capital Outlay				7,500	-	
Interfund Transfers				2,716,667	8,150,000	33%
Expenses Total				2,724,167	30,400,000	9%
175 GENERAL ASSISTANCE FUND						
Revenue						
Property Taxes	530,501	1,300,000	41%	721,065	1,300,000	55%
Other Revenue	2,585	27,500	9%	25,713	27,500	94%
Interest Income	479	1,000	48%	749	1,000	75%
Revenue Total	533,566	1,328,500	40%	747,526	1,328,500	56%
Expenses						
Services and Supplies	209,252	865,982	24%	178,581	864,482	21%
Salary and Benefits	165,140	452,062	37%	159,794	469,871	34%
Miscellaneous	-	7,000	0%	-	7,000	0%
Expenses Total	374,391	1,325,044	28%	338,375	1,341,353	25%
176 HUMAN SERVICES FUND						
Revenue						
Property Taxes	1,530,000	3,110,000	49%	1,550,000	3,110,000	50%
Interfund Transfers	150,000	450,000	33%			
Intergovernmental Revenue	43,332	125,000	35%	96,283	194,000	50%
Other Revenue	1,740	2,000	87%	-	2,000	0%
Interest Income	449	-		1,085	-	
Revenue Total	1,725,521	3,687,000	47%	1,647,367	3,306,000	50%
Expenses						
Salary and Benefits	474,054	1,697,148	28%	482,716	1,705,820	28%
Miscellaneous	82,047	465,000	18%	44,508	258,000	17%
Community Sponsored Organizations	11,756	143,333	8%	26,700	143,333	19%

Funds	2021 Actual YTD	2021 Budget	% of Budget	2022 Actual YTD	2022 Budget	% of Budget
Insurance and Other Chargebacks	7,701	-				
Services and Supplies	5,987	1,340,243	0%	20,510	1,761,183	1%
Expenses Total	581,545	3,645,724	16%	574,434	3,868,336	15%
177 REPARATIONS FUND						
Revenue						
Other Revenue	23,724	-		2,925	-	
Interest Income	48	-		229	-	
Other Taxes	-	400,000	0%	-	400,000	0%
Revenue Total	23,773	400,000	6%	3,154	400,000	1%
Expenses						
Services and Supplies	15	-		767	-	
Miscellaneous	-	400,000	0%	53,000	400,000	13%
Expenses Total	15	400,000	0%	53,767	400,000	13%
180 GOOD NEIGHBOR FUND						
Revenue						
Other Revenue	1,000,000	1,000,000	100%			
Interest Income	353	-		440	-	
Revenue Total	1,000,353	1,000,000	100%	440	-	
Expenses						
Interfund Transfers	414,152	380,000	109%	-	-	
Services and Supplies	225	-		149	-	
Capital Outlay				850	-	
Miscellaneous	-	620,000	0%	10,000	1,000,000	1%
Expenses Total	414,376	1,000,000	41%	10,999	1,000,000	1%
185 LIBRARY FUND						
Revenue						
Property Taxes	3,501,221	7,252,000	48%	3,989,032	7,252,000	55%
Interfund Transfers	250,062	209,000	120%	-	217,911	0%
Other Revenue	84,372	400,000	21%	119,772	410,000	29%
Library Revenue	74,503	227,224	33%	24,767	174,800	14%
Intergovernmental Revenue	9,435	238,000	4%	9,212	472,866	2%
Fines and Forfeitures	4,478	-				
Interest Income	3,592	15,000	24%	3,387	15,000	23%

Funds	2021 Actual YTD	2021 Budget	% of Budget	2022 Actual YTD	2022 Budget	% of Budget
Charges for Services	66	-		138	-	
Licenses, Permits and Fees				-	115,767	0%
Revenue Total	3,927,728	8,341,224	47%	4,146,307	8,658,344	48%
Expenses						
Salary and Benefits	2,003,178	5,910,018	34%	1,720,911	6,132,692	28%
Services and Supplies	501,841	2,052,000	24%	554,592	2,136,767	26%
Interfund Transfers	120,404	361,226	33%	126,551	379,653	33%
Capital Outlay	-	8,500	0%	-	8,500	0%
Miscellaneous				74,024	-	
Expenses Total	2,625,423	8,331,744	32%	2,476,079	8,657,612	29%
186 LIBRARY DEBT SERVICE FUND						
Revenue						
Property Taxes	200,000	482,243	41%	253,313	506,625	50%
Revenue Total	200,000	482,243	41%	253,313	506,625	50%
Expenses						
Debt Service	-	482,243	0%	-	506,625	0%
Expenses Total	-	482,243	0%	-	506,625	0%
187 LIBRARY CAPITAL IMPROVEMENT FD						
Revenue						
Other Revenue	-	449,000	0%	-	480,000	0%
Revenue Total	-	449,000	0%	-	480,000	0%
Expenses						
Capital Outlay	104,377	449,000	23%	94,112	680,000	14%
Expenses Total	104,377	449,000	23%	94,112	680,000	14%
200 MOTOR FUEL TAX FUND						
Revenue						
Intergovernmental Revenue	1,695,385	3,656,700	46%	1,771,395	3,656,700	48%
Interest Income	2,123	12,000	18%	3,822	12,000	32%
Revenue Total	1,697,509	3,668,700	46%	1,775,217	3,668,700	48%
Expenses						
Interfund Transfers	348,328	1,044,987	33%	348,329	1,044,987	33%
Services and Supplies	336,945	1,038,000	32%	328,825	1,038,000	32%
Capital Outlay	-	2,284,000	0%	33,560	3,261,000	1%

Funds	2021 Actual YTD	2021 Budget	% of Budget	2022 Actual YTD	2022 Budget	% of Budget
Expenses Total	685,273	4,366,987	16%	710,714	5,343,987	13%
205 EMERGENCY TELEPHONE (E911) FUND						
Revenue						
Other Taxes	475,237	1,321,600	36%	486,177	1,400,000	35%
Interest Income	328	7,000	5%	466	7,000	7%
Other Revenue	266	-				
Revenue Total	475,831	1,328,600	36%	486,642	1,407,000	35%
Expenses						
Salary and Benefits	182,982	742,978	25%	253,458	768,616	33%
Services and Supplies	45,147	374,000	12%	52,771	393,700	13%
Interfund Transfers	30,000	90,000	33%	30,000	90,000	33%
Insurance and Other Chargebacks	6,076	18,230	33%	6,077	18,230	33%
Capital Outlay	1,950	299,163	1%	35,188	450,000	8%
Expenses Total	266,155	1,524,371	17%	377,494	1,720,546	22%
210 SPECIAL SERVICE AREA (SSA) #9						
Revenue						
Property Taxes	187,249	592,665	32%	317,607	595,000	53%
Interest Income	3	-		35	-	
Revenue Total	187,252	592,665	32%	317,643	595,000	53%
Expenses						
Services and Supplies	150,791	575,000	26%	-	575,000	0%
Expenses Total	150,791	575,000	26%	-	575,000	0%
215 CDBG FUND						
Revenue						
Intergovernmental Revenue	73,517	2,758,514	3%	110,178	3,684,820	3%
Interest Income				66	-	
Revenue Total	73,517	2,758,514	3%	110,244	3,684,820	3%
Expenses						
Salary and Benefits	120,335	319,997	38%	127,380	589,422	22%
Capital Outlay	43,200	-				
Community Sponsored Organizations	37,517	80,000	47%	110,136	75,000	147%
Services and Supplies	3,669	506,200	1%	4,324	506,200	1%
Miscellaneous	614	1,700,000	0%	224	2,515,000	0%

Funds	2021 Actual YTD	2021 Budget	% of Budget	2022 Actual YTD	2022 Budget	% of Budget
Insurance and Other Chargebacks	-	150,000	0%			
Expenses Total	205,335	2,756,197	7%	242,063	3,685,622	7%
220 CDBG LOAN FUND						
Revenue						
Other Revenue	52,131	110,000	47%	18,543	100,000	19%
Interest Income	340	-		292	-	
Revenue Total	52,471	110,000	48%	18,834	100,000	19%
Expenses						
Miscellaneous	9	-				
Services and Supplies	-	175,000	0%	-	175,000	0%
Expenses Total	9	175,000	0%	-	175,000	0%
235 NEIGHBORHOOD IMPROVEMENT						
Revenue						
Interest Income	11	-		11	-	
Revenue Total	11	-		11	-	
Expenses						
Services and Supplies	6	-		4	-	
Expenses Total	6	-		4	-	
240 HOME FUND						
Revenue						
Intergovernmental Revenue	150,692	540,453	28%	214,228	540,453	40%
Other Revenue	15,323	25,000	61%	16,063	25,000	64%
Interest Income	22	150	15%	30	150	20%
Revenue Total	166,037	565,603	29%	230,322	565,603	41%
Expenses						
Services and Supplies	151,303	500,565	30%	238,030	500,565	48%
Salary and Benefits	23,021	63,876	36%	21,709	70,681	31%
Miscellaneous	-	500	0%	-	500	0%
Expenses Total	174,324	564,941	31%	259,740	571,746	45%
250 AFFORDABLE HOUSING FUND						
Revenue						
Intergovernmental Revenue	108,974	658,000	17%	130,793	658,000	20%

Funds	2021 Actual YTD	2021 Budget	% of Budget	2022 Actual YTD	2022 Budget	% of Budget
Other Revenue	32,917	175,600	19%	33,333	140,600	24%
Interest Income	3,564	5,700	63%	1,511	5,700	27%
Other Taxes	-	75,000	0%	-	75,000	0%
Revenue Total	145,454	914,300	16%	165,638	879,300	19%
Expenses						
Community Sponsored Organizations	108,974	166,000	66%	122,432	166,000	74%
Salary and Benefits	60,222	202,684	30%	61,253	180,075	34%
Services and Supplies	20,154	2,031,050	1%	32,945	2,065,050	2%
Miscellaneous	2,067	102,510	2%	2,932	67,500	4%
Capital Outlay	-	10,000	0%	-	10,000	0%
Insurance and Other Chargebacks	-	17,000	0%	-	17,000	0%
Expenses Total	191,417	2,529,244	8%	219,562	2,505,625	9%
320 DEBT SERVICE FUND						
Revenue						
Property Taxes	6,209,374	13,936,263	45%	7,837,866	13,436,256	58%
Interfund Transfers	399,140	1,197,401	33%	755,680	2,267,041	33%
Interest Income	2,023	1,500	135%	3,367	1,500	224%
Other Revenue	20	-		-	-	
Revenue Total	6,610,557	15,135,164	44%	8,596,914	15,704,797	55%
Expenses						
Services and Supplies	6	-				
Debt Service	-	15,133,666	0%	-	15,690,075	0%
Miscellaneous				19,142	-	
Expenses Total	6	15,133,666	0%	19,142	15,690,075	0%
330 HOWARD-RIDGE TIF FUND						
Revenue						
Property Taxes	632,854	968,000	65%	675,975	1,100,000	61%
Interest Income	2,289	400	572%	1,498	400	374%
Other Revenue	-	5,366	0%	20,605	5,366	384%
Revenue Total	635,142	973,766	65%	698,078	1,105,766	63%
Expenses						
Services and Supplies	149,995	335,000	45%	1,153	265,000	0%
Interfund Transfers	72,704	218,113	33%	132,704	398,113	33%
Capital Outlay	-	500,000	0%	-	785,000	0%

Funds	2021 Actual YTD	2021 Budget	% of Budget	2022 Actual YTD	2022 Budget	% of Budget
Expenses Total	222,699	1,053,113	21%	133,857	1,448,113	9%
335 WEST EVANSTON TIF FUND						
Revenue						
Property Taxes	811,105	1,237,000	66%	963,034	1,450,000	66%
Other Revenue	171,504	11,000	1559%	-	11,000	0%
Interest Income	1,315	4,000	33%	1,809	4,000	45%
Revenue Total	983,924	1,252,000	79%	964,844	1,465,000	66%
Expenses						
Interfund Transfers	25,000	75,000	33%	25,000	75,000	33%
Services and Supplies	344	5,000	7%	1,705	5,000	34%
Capital Outlay	-	500,000	0%	17	1,765,000	0%
Miscellaneous	-	200,000	0%	-	200,000	0%
Expenses Total	25,344	780,000	3%	26,721	2,045,000	1%
340 DEMPSTER-DODGE TIF FUND						
Revenue						
Property Taxes	93,669	147,000	64%	155,622	160,000	97%
Interest Income	146	-		203	-	
Revenue Total	93,814	147,000	64%	155,825	160,000	97%
Expenses						
Interfund Transfers	56,308	168,923	33%	57,278	171,833	33%
Services and Supplies	333	2,000	17%	26	2,000	1%
Expenses Total	56,641	170,923	33%	57,304	173,833	33%
345 CHICAGO-MAIN TIF						
Revenue						
Property Taxes	411,723	879,000	47%	632,420	1,000,000	63%
Interest Income	902	-		642	-	
Other Revenue	-	1,130,000	0%			
Revenue Total	412,625	2,009,000	21%	633,062	1,000,000	63%
Expenses						
Capital Outlay	116,567	1,130,000	10%	25,341	1,090,000	2%
Interfund Transfers	87,616	262,843	33%	88,254	264,763	33%
Services and Supplies	340	5,000	7%	30	5,000	1%
Miscellaneous				-	250,000	0%

Funds	2021 Actual YTD	2021 Budget	% of Budget	2022 Actual YTD	2022 Budget	% of Budget
Expenses Total	204,523	1,397,843	15%	113,626	1,609,763	7%
350 SPECIAL SERVICE AREA (SSA) #6						
Revenue						
Property Taxes	2,831	221,000	1%	122,429	221,000	55%
Interest Income	3	500	1%	42	-	
Revenue Total	2,834	221,500	1%	122,471	221,000	55%
Expenses						
Services and Supplies	0	221,500	0%	-	221,000	0%
Expenses Total	0	221,500	0%	-	221,000	0%
355 SPECIAL SERVICE AREA (SSA) #7						
Revenue						
Property Taxes	65,192	154,800	42%	81,741	142,000	58%
Interest Income	42	-		60	-	
Revenue Total	65,235	154,800	42%	81,801	142,000	58%
Expenses						
Services and Supplies	0	115,000	0%	-	140,000	0%
Expenses Total	0	115,000	0%	-	140,000	0%
360 SPECIAL SERVICE AREA (SSA) #8						
Revenue						
Property Taxes	29,351	60,200	49%	31,548	60,200	52%
Interest Income	1	-		-	-	
Revenue Total	29,352	60,200	49%	31,548	60,200	52%
Expenses						
Services and Supplies	64,512	60,200	107%	-	60,200	0%
Expenses Total	64,512	60,200	107%	-	60,200	0%
415 CAPITAL IMPROVEMENTS FUND						
Revenue						
Interest Income	5,963	-		9,417	-	
Charges for Services				9,837	-	
Other Revenue	(353)	7,645,000	0%	72,853	12,253,000	1%
Revenue Total	5,610	7,645,000	0%	92,107	12,253,000	1%
Expenses						


Funds	2021 Actual YTD	2021 Budget	% of Budget	2022 Actual YTD	2022 Budget	% of Budget
Capital Outlay	540,929	9,705,000	6%	285,816	16,455,000	2%
Services and Supplies	262,219	-		323,865	-	
Salary and Benefits	235,223	696,766	34%	-	-	
Miscellaneous				55,923	-	
Expenses Total	1,038,372	10,401,766	10%	665,603	16,455,000	4%
416 CROWN CONSTRUCTION FUND						
Revenue						
Other Revenue	2,000,000	1,000,000	200%	-	1,000,000	0%
Interest Income	3,731	-		5,394	-	
Revenue Total	2,003,731	1,000,000	200%	5,394	1,000,000	1%
Expenses						
Capital Outlay	21,140	1,000,000	2%	2,255	800,000	0%
Services and Supplies	6,289	-		17,770	-	
Interfund Transfers	-	637,500	0%	300,000	900,000	33%
Expenses Total	27,429	1,637,500	2%	320,025	1,700,000	19%
417 CROWN COMMUNITY CTR MAINTENANCE						
Revenue						
Interfund Transfers	58,332	175,000	33%	58,333	175,000	33%
Revenue Total	58,332	175,000	33%	58,333	175,000	33%
Expenses						
Capital Outlay				23,076	-	
Expenses Total				23,076	-	
420 SPECIAL ASSESSMENT FUND						
Revenue						
Other Taxes	49,480	125,000	40%	57,255	125,000	46%
Interest Income	2,415	30,000	8%	4,956	30,000	17%
Revenue Total	51,895	155,000	33%	62,211	155,000	40%
Expenses						
Interfund Transfers	163,108	489,314	33%	154,979	464,938	33%
Services and Supplies	20	-		20	-	
Capital Outlay	-	500,000	0%	11,440	650,000	2%
Expenses Total	163,128	989,314	16%	166,439	1,114,938	15%

Funds	2021 Actual YTD	2021 Budget	% of Budget	2022 Actual YTD	2022 Budget	% of Budget
505 PARKING SYSTEM FUND						
Revenue						
Charges for Services	2,061,390	10,133,725	20%	2,617,594	8,873,975	29%
Other Revenue	121,148	1,404,700	9%	84,988	486,700	17%
Interest Income	1,392	20,000	7%	2,790	20,000	14%
Licenses, Permits and Fees	150	-		75	-	
Intergovernmental Revenue				766,667	2,300,000	33%
Revenue Total	2,184,080	11,558,425	19%	3,472,114	11,680,675	30%
Expenses						
Services and Supplies	1,322,973	4,484,316	30%	1,266,599	4,550,316	28%
Interfund Transfers	1,044,128	3,132,390	33%	1,044,130	3,132,390	33%
Salary and Benefits	524,109	1,435,962	36%	480,013	1,637,273	29%
Insurance and Other Chargebacks	117,168	351,502	33%	117,167	351,502	33%
Capital Outlay	86,061	1,750,000	5%	89,864	2,025,000	4%
Debt Service	-	47,164	0%	-	72,900	0%
Miscellaneous	-	50,000	0%	7,380	50,000	15%
Expenses Total	3,094,439	11,251,334	28%	3,005,154	11,819,381	25%
510 WATER FUND						
Revenue						
Charges for Services	6,026,419	23,006,700	26%	6,659,830	23,443,200	28%
Other Revenue	349,415	19,629,150	2%	535,578	29,834,150	2%
Interest Income	21,019	70,000	30%	37,076	70,000	53%
Licenses, Permits and Fees	10,080	50,000	20%	29,480	50,000	59%
Revenue Total	6,406,934	42,755,850	15%	7,261,964	53,397,350	14%
Expenses						
Salary and Benefits	1,941,791	5,927,918	33%	1,986,500	6,004,605	33%
Interfund Transfers	1,409,856	4,229,559	33%	2,520,776	4,229,559	60%
Services and Supplies	783,501	4,793,710	16%	715,390	5,347,760	13%
Insurance and Other Chargebacks	513,216	1,539,653	33%	528,614	1,585,843	33%
Debt Service	33,752	2,318,294	1%	33,752	3,596,365	1%
Miscellaneous	7,952	15,000	53%	168,622	15,000	1124%
Capital Outlay	-	24,200	0%	27,749	164,400	17%
Contingencies	-	1,000	0%	-	1,000	0%
Expenses Total	4,690,068	18,849,334	25%	5,981,404	20,944,532	29%

Funds	2021 Actual YTD	2021 Budget	% of Budget	2022 Actual YTD	2022 Budget	% of Budget
513 WATER DEPR IMPRV & EXTENSION FUND						
Expenses						
Capital Outlay	1,852,111	24,068,000	8%	1,469,124	33,036,000	4%
Services and Supplies	51,955	1,500,000	3%	208,138	3,465,000	6%
Interfund Transfers				(1,110,923)	-	
Expenses Total	1,904,066	25,568,000	7%	566,339	36,501,000	2%
515 SEWER FUND						
Revenue						
Charges for Services	2,894,086	10,375,408	28%	2,636,350	10,113,594	26%
Interest Income	1,095	25,000	4%	1,134	25,000	5%
Other Revenue	51	2,001,000	0%	-	2,001,000	0%
Revenue Total	2,895,233	12,401,408	23%	2,637,484	12,139,594	22%
Expenses						
Debt Service	1,589,611	5,195,191	31%	992,008	3,772,691	26%
Salary and Benefits	429,084	1,425,266	30%	452,177	1,383,914	33%
Interfund Transfers	285,128	855,375	33%	290,388	871,164	33%
Insurance and Other Chargebacks	110,752	332,255	33%	117,397	352,190	33%
Services and Supplies	97,671	1,484,650	7%	58,805	1,471,800	4%
Capital Outlay	13,489	3,343,000	0%	-	3,538,100	0%
Miscellaneous	-	1,500	0%	48,748	1,500	3250%
Expenses Total	2,525,735	12,637,237	20%	1,959,522	11,391,359	17%
520 SOLID WASTE FUND						
Revenue						
Charges for Services	1,374,081	4,516,450	30%	1,450,148	4,516,450	32%
Property Taxes	650,000	1,332,500	49%	666,250	1,332,500	50%
Licenses, Permits and Fees	75,624	297,000	25%	99,269	297,000	33%
Other Revenue	71,477	122,000	59%	118,993	122,000	98%
Revenue Total	2,171,182	6,267,950	35%	2,334,661	6,267,950	37%
Expenses						
Services and Supplies	986,615	3,778,926	26%	1,012,469	3,786,776	27%
Salary and Benefits	496,620	1,405,702	35%	505,689	1,492,909	34%
Interfund Transfers	100,668	302,000	33%	100,667	302,000	33%
Capital Outlay	23,577	505,000	5%	128,705	525,000	25%
Miscellaneous	6,393	10,000	64%	5,873	15,000	39%

Funds	2021 Actual YTD	2021 Budget	% of Budget	2022 Actual YTD	2022 Budget	% of Budget
Expenses Total	1,613,873	6,001,628	27%	1,753,402	6,121,685	29%
600 FLEET SERVICES FUND						
Revenue						
Charges for Services	1,035,812	3,127,440	33%	1,035,813	3,127,440	33%
Other Revenue	-	69,000	0%	4,969	69,000	7%
Interest Income	-	1,000	0%	-	1,000	0%
Revenue Total	1,035,812	3,197,440	32%	1,040,782	3,197,440	33%
Expenses						
Services and Supplies	493,985	2,034,507	24%	681,514	2,034,507	33%
Salary and Benefits	374,164	1,148,166	33%	392,193	1,276,621	31%
Capital Outlay	19,924	-				
Insurance and Other Chargebacks	3,645	-		900	-	
Expenses Total	891,718	3,182,673	28%	1,074,607	3,311,128	32%
601 EQUIPMENT REPLACEMENT FUND						
Revenue						
Charges for Services	74,956	224,885	33%	74,962	224,885	33%
Other Revenue	63,090	1,060,217	6%	816,474	960,217	85%
	160	-				
Intergovernmental Revenue				533,333	1,600,000	33%
Revenue Total	138,206	1,285,102	11%	1,424,769	2,785,102	51%
Expenses						
Capital Outlay	732,064	1,600,000	46%	1,297,669	2,750,000	47%
Services and Supplies	70	-				
Expenses Total	732,134	1,600,000	46%	1,297,669	2,750,000	47%
605 INSURANCE FUND						
Revenue						
Other Revenue	3,373,166	10,402,039	32%	3,474,310	11,248,243	31%
Insurance	3,083,891	8,890,677	35%	3,015,833	8,827,914	34%
Workers Compensation and Liability	488,876	1,475,000	33%	250,500	825,000	30%
Charges for Services	799	-		2,387	-	
Revenue Total	6,946,732	20,767,716	33%	6,743,030	20,901,157	32%
Expenses						
Insurance and Other Chargebacks	5,115,637	16,641,267	31%	5,539,464	16,957,400	33%

Funds	2021 Actual YTD	2021 Budget	% of Budget	2022 Actual YTD	2022 Budget	% of Budget
Services and Supplies	1,065,324	2,914,200	37%	1,519,937	2,994,200	51%
Salary and Benefits	226,027	662,620	34%	45,958	4,751	967%
Expenses Total	6,406,987	20,218,087	32%	7,105,359	19,956,351	36%



Memorandum

To: Honorable Mayor and Members of the City Council
From: Johanna Nyden, Community Development Director
Subject: Weekly Zoning Report
Date: May 26, 2022

Enclosed is the weekly report of zoning applications received and pending. The report, organized by ward, includes the property address, zoning district, the type of application submitted, a description of the project, date received, and current status.

Please contact me at (847) 448-8014 or jnyden@cityofevanston.org if you have any questions or need additional information.

Cases Received and Pending, May 19, 2022 - May 26, 2022

Backlog (business days received until reviewed): 10

Volume (number of cases pending staff review): 32

Zoning Reviews

Ward	Property Address	Zoning	Type	Project Description	Received	Status
1	824 Emerson Street	C1	Zoning Analysis	Construct 2 story parking garage with 96 parking spaces exclusively for Sherman Gardens	10/27/21	on hold per the applicant
1	816 Garnett Place	R5	Zoning Analysis	Planned Development for new 9 story tower connected to Link with 200 dwelling units and 71 parking spaces	11/05/21	on hold per the applicant
1	800 Lincoln Street	R1	Building Permit	Remove existing 1-story covered porch and replace with new larger covered porch	04/03/22	pending revisions from the applicant
1	1800 Sherman Avenue	D4	Building Permit	Replace antennas and radios at existing rooftop cell site (Northwestern)	05/16/22	pending staff review
2	1127 Dewey Avenue	R3	Building Permit	New 2-story ADU	02/27/22	non-compliant, pending revisions from the applicant
2	1404 Fowler Avenue	R2	Building Permit	Patio, shed, pergolas, remove and replace walks	04/03/22	non-compliant, pending revisions from the applicant
2	2200 Greenleaf Street	I2	Zoning Analysis	Addition for 4 loading docks for Ward Manufacturing	04/05/22	pending additional information from the applicant
2	1814 Lake Street	R3	Building Permit	Replace existing porch	04/11/22	pending additional information from the applicant
2	1025 Dewey Avenue	R3	Building Permit	Deck and detached garage	05/02/22	non-compliant, pending minor variation application from the applicant
2	1814 Lake Street	R3	Building Permit	Replacement and new walk	05/03/22	pending additional information from the applicant
2	1047 Darrow Avenue	R3	Building Permit	Addition, replace front porch, exterior and interior renovation	05/12/22	penint additional information from the applicant
2	1215 Pitner Avenue	R2	Building Permit	Paver brick patio	05/12/22	pending staff review
2	1101 Church Street	R6	Building Permit	Renovation of existing church and construction of a 4-story building with covered parking for 30 dwelling units	05/19/22	pending staff review, DAPR
2	1001 Dewey Avenue	R3	Building Permit	Deck	05/23/22	pending staff review
2	1735 Washington Street	R3	Building Permit	Replace deck	05/24/22	pending staff review
3	822 Hinman Avenue	R6	Building Permit	Remove and replace parking lot, striping	10/26/21	pending additional information from the applicant
3	999 Michigan Avenue	R5	Zoning Analysis	Rooftop stair and deck to multi-family dwelling	12/16/21	pending additional information from the applicant
3	1215 Forest Avenue	R1	Building Permit	Renovation and restoration of existing garage	04/02/22	pending Preservation Review
3	1243-1245 Chicago Avenue	B1	Zoning Analysis	Expand restaurant use at 1245 Chicago, create outdoor patio space, bar and restrooms (Space)	04/25/22	pending additional information from the applicant
3	931 Hinman Avenue	R5	Zoning Analysis	Major Home Occupation	05/11/22	pending staff review
3	650 Forest Avenue	R1	Zoning Analysis	2-story addition	05/18/22	pending staff review
3	701 Forest Avenue	R1	Zoning Analysis	2nd story addition and 2-story addition to detached garage	05/18/22	pending staff review

4	1122 Maple Avenue	R5	Building Permit	Paver driveway and paths	11/16/21	pending revisions from the applicant
4	718 Main Street	B2/oDM	Building Permit	New 5-story mixed-use building with ground floor retail and 120 dwellings (Vogue site)	12/28/21	pending revisions from the applicant, DAPR
4	1030 Ashland Avenue	R3	Building Permit	Interior remodel, deck	04/12/22	pending additional information from the applicant
4	1015 Maple Avenue	R1	Building Permit	Demolish deck and pergola, construct new deck	04/13/22	pending additional information from the applicant
4	1200 Davis Street	R4	Building Permit	Exterior stair addition (Roycemore School)	04/24/22	pending DAPR 06/07/22
4	1011 Ridge Court	R1	Building Permit	Deck	05/04/22	pending additional information from the applicant
4	1125 Wesley Avenue	R3	Building Permit	1-story addition, new garage/ADU	05/13/22	pending staff review
4	1322 Greenwood Street	R1	Building Permit	2-story addition and interior remodel	05/16/22	pending staff review
4	936 Sherman Avenue	R3	Building Permit	Interior remodel, exterior remodel of roof deck	05/20/22	pending staff review
4	1110 Maple Avenue	R4	Building Permit	1.5 car garage and driveway extension	05/20/22	pending staff review
4	939 Ridge Court	R1	Building Permit	Interior remodel	05/23/22	pending staff review
5	2046 Dodge Avenue	R3	Building Permit	Addition	09/28/21	non-compliant, pending revisions from the applicant
5	2114 Wesley Avenue	R3	Building Permit	Replace gravel walk and parking pad with pavers	10/16/21	pending additional information from the applicant
5	1717 Simpson Street	B1	Building Permit	Shed	11/01/21	non-compliant, pending revisions from the applicant
5	1701 Simpson Street	B1	Building Permit	First and 2nd story addition to existing commercial building	12/20/21	non-compliant, pending revisions from the applicant, DAPR review
5	1805-1815 Church Street	B2/oWE	Zoning Analysis	Construct 2 story religious institution for Mt. Pisgah and 44 DU multifamily building (primarily affordable)	01/25/22	non-compliant; pending revisions from the applicant
5	1717 Simpson Street	B1	Building Permit	Repair existing parking lot	03/27/22	pending additional information and revisions from the applicant
5	2119 Maple Avenue	R4a	Building Permit	2-story addition, addition at top story, and attic finish	04/28/22	non-compliant, pending revisions from the applicant
5	2201 Dewey Avenue	MXE	Building Permit	Remove brick paver walk, install concrete parking pad	05/20/22	pending staff review
6	2504 Central Park Avenue	R1	Building Permit	Addition and patio expansion	07/07/21	pending revisions from the applicant
6	2402 Pioneer Road	R1	Building Permit	Patio, pergola, and walks	08/31/21	pending revisions from the applicant
6	2828 Lincoln Street	R1	Building Permit	Deck and patio	09/02/21	pending additional information from the applicant
6	3031 Thayer Street	R1	Building Permit	Shed	11/15/21	non-compliant, pending revisions from the applicant
6	3321 Colfax Place	R1	Building Permit	Replace steps	11/24/21	pending additional information from the applicant
6	2516 Ridgeway Avenue	R1	Building Permit	Addition	02/08/22	pending additional information from the applicant
6	3308 Payne Street	R1	Building Permit	Addition	03/29/22	pending additional information from the applicant


6	2417 Thayer Street	R1	Building Permit	Patio	04/02/22	pending additional information from the applicant
6	3510 Hillside Road	R2	Building Permit	Inground pool	04/11/22	pending additional information from the applicant
6	2739 Colfax Street	R1	Building Permit	Addition and renovation	04/29/22	non-compliant, pending revisions from the applicant
6	2314 Ridgeway Avenue	R1	Building Permit	Rear stoop and steps to alley	05/06/22	pending additional information from the applicant
6	3131 Thayer Street	R1	Building Permit	2-car garage	05/10/22	pending additional information from the applicant
6	2913 Harrison Street	R1	Building Permit	Remove and replace basketball and picketball court	05/10/22	pending additional information from the applicant
6	3203 Colfax Street	R1	Building Permit	Patio and pergola	05/13/22	pending staff review
6	2000 Bennett Avenue	R1	Building Permit	Paver patio	05/13/22	pending staff review
6	2527 Princeton Avenue	R2	Building Permit	Deck	05/16/22	pending staff review
6	3026 Thayer Street	R1	Building Permit	Remove patio, install new patio and walk	05/17/22	pending staff review
6	2312 Cowper Avenue	R1	Building Permit	Deck	05/23/22	pending staff review
6	2500 Grant Street	R1	Building Permit	Garage	05/24/22	pending staff review
6	2707 Lawndale Avenue	R1	Building Permit	Replace stoop with deck and roof	05/24/22	pending staff review
7	1225 Grant Street	R1	Building Permit	Remove and replace deck	07/17/21	pending revisions from the applicant
7	2333 Ridge Avenue	R1	Building Permit	Garage, 14x20	11/17/21	non-compliant, pending additional information and revisions from the applicant
7	1801 Central Street	B1a/oCS	Building Permit	Remodel 1st floor and 2nd story addition above, fitness studio on ground floor, dwelling on the 2nd floor	01/13/22	revisions submitted, pending staff review, DAPR
7	2631 Prairie Avenue	R4	Building Permit	New attached garage, addition, and interior remodel	01/28/22	pending additional information from the applicant
7	2214 Grant Street	R1	Building Permit	New garage	03/22/22	non-compliant, pending minor variation application from the applicant
7	2635 Eastwood Avenue	R1	Building Permit	Detached garage, 20x22	03/25/22	pending revisions from the applicant
7	2653 Stewart Avenue	R1	Building Permit	New 2-car garage	04/03/22	pending additional information from the applicant
7	342 Ashland Avenue	R1	Building Permit	Replace patio with pavers	05/01/22	pending additional information from the applicant
7	2300 Grey Avenue	R1	Building Permit	Garage	05/10/22	pending revisions from the applicant
7	2629 Stewart Avenue	R1	Building Permit	Partial replacement of front porch	05/13/22	pending staff review
7	2704 Broadway Avenue	R1	Building Permit	Paver patio	05/13/22	pending staff review
7	2211 Campus Drive	U3	Building Permit	Interior renovation (Northwestern)	05/17/22	pending staff review
7	1024 Hinman Avenue	R1	Building Permit	Detached garage, 22x20	05/23/22	pending additional information from the applicant, Preservation
7	2315 Poplar Avenue	R1	Building Permit	Brick and bluestone patio	05/23/22	pending staff review
7	1604 Colfax Street	R1	Building Permit	Addition and replace garage	05/23/22	pending staff review
7	2611 Broadway Avenue	B1a/oCS	Building Permit	Interior build out for dentist office	05/25/22	pending staff review

8	1321 Brummel Street	R4	Zoning Analysis	New curb cut and shared driveway to open parking in the rear of two multi-family dwellings, 1317-1321 Brummel St	12/21/21	pending additional information from the applicant
8	1800 Oakton Street	R4	Building Permit	Pergola	05/20/22	pending staff review
8	831 Mulford Street	R5	Building Permit	Remove and replace rear porch stairs	05/24/22	pending staff review
9	1210 South Boulevard	R2	Zoning Analysis	Construct 2-car garage on off-site parcel	03/17/22	pending additional information from the applicant
9	1101 South Boulevard	R2	Building Permit	Walk and parking pad	04/04/22	pending additional information from the applicant
9	1705 Oakton Street	R3	Building Permit	Gazebo over patio	04/20/22	pending additional information from the applicant
9	1134 Main Street	R1	Building Permit	2-story addition	04/28/22	pending additional information from the applicant
9	730 Wesley Avenue	R3	Building Permit	Staircase and deck	05/11/22	pending staff review

Pending building permit and zoning analysis reviews older than 6 months where there has not been activity are periodically removed from the zoning report.

Miscellaneous Zoning Cases

Ward	Property Address	Zoning	Type	Project Description	Received	Status
1	1621-31 Chicago Avenue	D4	Planned Development	New 18-story mixed-use building with 180 dwelling units, 6,759 sf of ground floor retail, and 37 parking spaces	03/18/22	pending DAPR 06/21/22, LUC
2	1801 Dempster Street	B1	Administrative Review Use	Administrative Review Use for ground-floor office, Caring Hands Home Nursing Care	05/23/22	pending additional information, DAPR
4	1214 Maple Avenue	R1	Minor Variation	Impervious surface coverage associated with proposed subdivision of the zoning lot	04/14/22	pending staff review
4	1571 Maple Avenue	D3	Major Adjustment to a Planned Development	Major Adjustment to the approved 1571 Maple Ave Planned Development (Ordinance 147-O-18) requesting reduction of required parking leased from 50 to 0 spaces, leaving 13 on-site parking spaces	04/18/22	pending LUC 06/08/22
4	1026 Davis Street	D2	Special Use	Special Use for a private secondary education institution (Beacon Academy)	04/26/22	pending P&D
5	2044 Wesley Avenue	R4/R5/oWE	Planned Development	New construction of 19 townhomes, a 12-unit multi-family dwelling, new private driveway/alley to access townhomes, new pedestrian path connecting Green Bay Road, Wesley and Jackson Avenues, removal of railroad infrastructure and environmental clean-up of site	02/03/22	pending DAPR 06/07/22, LUC
6	3434 Central Street	R2	Planned Development	New 2-story, 24,916 sf building for a Daycare center - Child (Kensington School)	02/10/22	pending LUC 06/22/22
8	2310 Oakton Street	OS	Planned Development	New 1-story, 8,600 sf building and 16 parking spaces for a new animal shelter (City of Evanston)	03/23/22	pending staff review



Memorandum

To: Kelley Gandurski, Interim City Manager

From: Angelique Schnur, Building and Inspection Services Manager

Subject: Weekly Inspection Report

Date: May 27, 2022

Enclosed is the weekly summary report of field inspections under special monitoring. The report, organized by ward, includes the property address, the type of inspection, inspector notes, date received and current status.

Please contact me at 847-448-8035 or aschnur@cityofevanston.org if you have any questions or need additional information.

Cases Received, May 27, 2022

Field Reports

Ward	Property Address	Construction Type	Inspector Notes	Received
2	1101 Church Street	Multi-Family Building	The site is maintained.	5/26/2022
2	2030 Greenwood	Multi-Family Building	The site is maintained. First floor work continues.	5/26/2022
8	100 Chicago Avenue (Gateway)	Mixed-Use Retail/Residential	The site is maintained. Interior rough-phase work is in progress.	5/26/2022



Memorandum


To: Honorable Mayor and Members of the City Council

From: Ike Ogbo, Director, Department of Health & Human Services

Subject: Food Establishment License Application Weekly Report

Date: May 27, 2022

Ward	Property Address	Business Name	Date Received	Current Status
5	1831 Emerson St	La Michoacana	5/01/2022	Pending Building Permit Issuance
3	615 Dempster St	Bagel Art	4/18/2022	Change of Ownership - License Issued
3	900 Chicago Ave	Subway	3/30/2022	Change of Ownership – Pending Inspections
8	120 Asbury Ave	Bill’s Drive In	3/9/2022	Change of Ownership - License Issued
1	1743 Sherman Ave	Olive Mediterranean Grill	12/10/2021	Pending Building Permit Issuance
1	724 Clark St	Shinto Ramen	11/19/2021	Pending Building Issued – Pending Inspections
8	329 Howard St	LOADaSPUD	10/12/2021	Pending Building Issued – Pending Inspections
7	1921 Central St	Central Street Diner	10/7/2021	Pending Permit Application – On Hold
1	1601 Sherman Ave	Sweetgreen	9/13/2021	Pending Building Issued – Pending Inspections
4	1508 Sherman Ave	Dollop Coffee	2/11/2021	Building Permit Issued – Pending Inspections
2	1813 Dempster St	Zentli	8/27/2020	Building Permit Issued – Pending Inspections
8	633 Howard St	Estacion	2/4/2020	Building Permit Issued – Pending Inspections



Memorandum

To: Honorable Mayor and Members of the City Council

From: Brian George, Assistant City Attorney

Subject: Weekly Liquor License Application Report

Date: May 27, 2022

There are no pending liquor license applications to report for this week.

Please contact me at (847) 866-2937 or liquorlicense@cityofevanston.org if you have any questions or need additional information.



DIRECTOR'S WEEKLY BRIEFING

By NWMC Executive Director Mark L. Fowler



WEEK ENDING MAY 27, 2022

On This Memorial Day – We Remember and Thank Those Who Gave Their Lives in Service to Our Nation

Editor's Note:

The NWMC offices will be closed on Monday, May 30 in observance of the Memorial Day holiday.

Time to Sign Up for the Summer NWMC Surplus Vehicle & Equipment Auction!

Thank you to the *Village of Skokie* for being the first to sign up for the July 19 NWMC Surplus Vehicle and Equipment Auction! The event will begin at noon at America's Auto Auction in Crestwood. America's AA offers a wide variety of convenient services to prep your vehicles and garner the highest possible price, and as previously noted, prices for used cars are up 40% year-to-year due to chip shortages and high demand.

Please note that vehicles and equipment can be listed for disposal at the NWMC auction right up to the morning of the auction day. Sell them now to get a fresh start and please keep in mind that a portion of the proceeds help support the operations of the organization. If you can't make the July auction, the final live auction for the year will be held on October 18. In addition, America's Auto Auction hosts online sales on par with other government surplus Internet auctions. For questions or additional information, please contact staff or Berry Ellis, 312-371-5993 or berry.ellis@americasautoauction.com. *Staff contact: Ellen Dayan*

Bicycle and Pedestrian Committee Discusses Local Planning Efforts

On Tuesday, the NWMC Bicycle and Pedestrian Committee held a roundtable discussion that focused on local bicycle and pedestrian plans and strategies for implementation. Topics included transition to plans with a multi-modal focus, best practices for plan updates and tips to increase community engagement. The committee also approved meeting dates for 2022-2023 and directed staff to plan and schedule the committee's annual field trip to observe bike/ped facilities in a member community. *Staff contacts: Kendra Johnson, Eric Czarnota*

Transportation Committee, CMAP Talk ON TO 2050 Plan Update

On Thursday, the NWMC Transportation Committee received a presentation from Chicago Metropolitan Agency for Planning (CMAP) Principal Jane Grover, who discussed the agency's ON TO 2050 Plan update goals and process. Goals for the update include: reaffirming the vision; projecting the future; reviewing accomplishments; and, reassessing transportation needs. She also reviewed the plan's regionally significant projects located in the NWMC service territory. Regarding the plan update timeframe, a public comment period will be held from June 10 to August 13, with final consideration by the CMAP Board scheduled for October 12. Please visit the [On To 2050 CMAP webpage](#) or email onto250@cmapp.illinois.gov for more information.

The committee also discussed a number of green initiatives, including [Northbrook's Climate Action Plan](#) and a multi-state memorandum of understanding created to advance and accelerate the market for medium- and heavy-duty zero-emission vehicles. Finally, the Committee approved meeting dates for 2022-2023. *Staff contacts: Kendra Johnson, Eric Czarnota*

Register for the "Government Finances in a Rising Rate Environment" Presentation

Wintrust and the NWMC have collaborated on an educational opportunity for members and other local governments that addresses the challenges of the current economic climate. "Government Finances in a Rising Rate Environment" will be held on Thursday, June 9 from 8:00 a.m. to 10:00 a.m. at the Evanston Golf Club, 4401 Dempster Street in Skokie. Please visit the [Eventbrite](#) page for additional information and a registration link for this free presentation.

Please note the RSVP deadline is Friday, June 3 and feel free to forward the invitation to others in your organization as appropriate. *Staff contact: Mark Fowler*

Metra adjusts UP Northwest Schedule

Metra will begin to implement minor changes to its weekday schedule on the Union Pacific Northwest Line beginning Tuesday, May 31. In this newest version of the schedule, passengers who board and alight at intermediate stops will have more options for service with fewer transfers. Metra will continue to monitor customer feedback, adjusting schedules as ridership rebounds, and it is evaluating opportunities to add additional express service. All of the new UP-NW schedule changes can be viewed on the [Metra website](#). *Staff contacts: Kendra Johnson, Eric Czarnota*

Local Infrastructure Hub to Help Cities Apply for Federal Funding

With the support of the Bloomberg Cities Network, the National League of Cities, Results for America, and the United States Conference of Mayors are launching the Local Infrastructure Hub, which is a national program intended to ensure that cities and towns can access new funding available from the Infrastructure Investment and Jobs Act (IIJA). The Local Infrastructure Hub will bring together policy experts into a program that will include information, resources and technical assistance to help cities and towns of all sizes to access funding from the IIJA. The program will launch on July 1, and interested participants can [sign up](#) to receive updates online. For more information, please visit the [Local Infrastructure Hub website](#). *Staff contacts: Kendra Johnson, Eric Czarnota*

Apply for the Safe Streets and Roads for All Program

The U.S. Department of Transportation (USDOT) has issued a Notice of Funding Opportunity (NOFO) for the Safe Streets and Roads for All (SS4A) discretionary grant program. Funding is available to develop or update safety action plans, conduct planning and development activities in support of a plan, or carry out projects and strategies identified in a plan. Three webinars will be held in June to provide information on eligible projects and the overall application process. Registration is available on the [USDOT's website](#). Applications are due electronically by September 15. For more information, please review the [SS4A NOFO](#). *Staff contacts: Kendra Johnson, Eric Czarnota*

FLIP Returns This Summer

The Chicago Metropolitan Agency for Planning (CMAP) is accepting applications for this summer's Future Leaders in Planning (FLIP) program. FLIP is a free leadership development program for high school students to explore the field of urban planning and learn about the issues that shape our region and communities. Sessions will be held on Fridays, from July 22 to August 12, at CMAP's office in the Old Post Office and will include field trips around the region. Applications are due Monday, June 20. To [learn more](#) and [apply](#), please visit the CMAP website or contact CMAP Communications Senior Anna Williams, awilliams@cmaphillinois.gov. *Staff contacts: Kendra Johnson, Eric Czarnota*

Meetings and Events

NWMC Local Government Communicators Committee will meet on Wednesday, June 8 at 1:00 p.m. via videoconference.

NWMC Staff

Mark Fowler	Executive Director	mfowler@nwmc-cog.org
Larry Bury	Deputy Director	lbury@nwmc-cog.org
Eric Czarnota	Program Associate for Transportation	eczarnota@nwmc-cog.org
Ellen Dayan, CPPB	Purchasing Director	edayan@nwmc-cog.org
Marina Durso	Executive Assistant	mdurso@nwmc-cog.org
Kendra Johnson	Program Manager for Transportation	kjohnson@nwmc-cog.org
Chris Staron	Policy Analyst	cstaron@nwmc-cog.org

Phone: 847-296-9200
www.nwmc-cog.org