



Finance & Budget Committee
Tuesday, February 8, 2022 @ 6:00 PM
Virtual

Google Meet joining info

Video call link: <https://meet.google.com/wco-gzed-thq>

Or dial: (US) +1 929-336-0315 PIN: 456 615 675#

More phone numbers: <https://tel.meet/wco-gzed-thq?pin=7235802656783>

AGENDA

Page

1. CALL TO ORDER/DECLARATION OF A QUORUM

2. PUBLIC COMMENT

3. APPROVAL OF MINUTES

Approval of the January 11, 2022 Budget & Finance Committee Meeting Minutes

- A. [Finance and Budget Committee - Jan 11 2022 - Minutes - Pdf](#) 2 - 3

4. DISCUSSION

Discussion of City of Evanston's Capital Improvement Plan (CIP)-including funding sources

- A. [CIP Funding Discussion Memo](#)
[2022 CIP - Adopted](#) 4 - 13

5. ADJOURNMENT



City of
Evanston™
MINUTES

Finance & Budget Committee

January 11, 2022 @ 6:00 PM

Virtual

**COMMITTEE MEMBER
PRESENT:**

Councilmembers: Nieuwsma, Kelly, Reid, Burns
Committee Members: Reiches, Livingston, McMillan

**COMMITTEE MEMBER
ABSENT:**

Councilmember Wynne

STAFF PRESENT:

Hitesh Desai, CFO Jessica Tapia, Financial Analyst

1. CALL TO ORDER/DECLARATION OF A QUORUM

Councilmember Nieuwsma called meeting to order at 6:00 PM

2. PUBLIC COMMENT

- A. Trisha Connolly stated she did not want the Speer Financial Presentation to be a sales pitch on bonds

3. APPROVAL OF MINUTES

- A. Approval of the December 14, 2021 Budget & Finance Committee Meeting Minutes

Moved by David Livingston

Seconded by Clare Kelly

Ayes: Shari Reiches, David Livingston, Leslie McMillan, Devon Reid, Jonathan Nieuwsma, Clare Kelly

Nays:

4. DISCUSSION

- A. Discussion of city's bonds and debt issuance by Speer Financial-City of Evanston's Financial Advisor

Anthony Miceli from Speer Financial presented a detailed overview of the City's bonds and the process surrounding how they are issued. Anthony covered what Speer Financial does and what municipalities they serve. Speer provides planning and financial consultations, offering documents, manage rating agency process, and facilitate the bond sale process. He


discussed the timetable of issuing a bond, who participates in the process, and the credit rating. Councilmember Nieuwsma and Councilmember Kelly raised some questions about how the City of Evanston's credit rating compares to other municipalities. Anthony stated that Evanston is on the higher end of average. There were also some questions raised as to what the bonds are used for. Hitesh Desai, CFO commented on the use of bonds for capital improvement projects.

5. ADJOURNMENT

Meeting was adjourned by Councilmember Nieuwsma at 8:01 PM

Moved By Clare Kelly

Seconded by Shari Reiches



Memorandum

To: Finance and Budget Committee

From: Lara Biggs, Bureau Chief of Capital Planning / City Engineer

Subject: Capital Improvement Program Funding Discussion

Date: February 8, 2022

Recommended Action

Staff is providing a presentation for discussion of funding for the Capital Improvement Program.

Summary:

The City of Evanston Capital Improvement Program (CIP) is adopted each year as part of the overall budget. The 2022 CIP contains approximately 129 projects with a budgeted implementation cost of \$64,035,625. This does not include projects funded from the Library Fund, as those projects are approved and managed separately by the Library Board.

Projects are generated through multiple routes:

- Suggestions from Mayor/ Councilmembers/ City Manager
- Concerns identified from community members through the 311 system
- Maintenance issues identified by staff
- Plans adopted by the City Council
- Legal requirements

Staff begins development of the next year's CIP in May, reviewing the progress on the previous year's CIP, identifying maintenance issues and concerns received from community members and the City Council and determining funding needs. The City Manager and Budget Team review the staff proposals in August and September and finalize the projects that will be recommended to the City Council along with the funding required. In October, the CIP is made available to the City Council and the public; through the budget discussions, staff receives feedback that is used to finalize the adopted CIP. Once the budget is adopted, staff begins implementation.

Projects are generally organized into categories to simplify management and tracking. The categories used and the associated 2022 funding level are as follows:

CIP Category	FY 2022 Budget
Street Resurfacing, Water Main and Sewer	\$32,468,000
Transportation	\$ 7,060,625
Parks	\$ 4,315,000
Facilities	\$ 6,727,000
Miscellaneous	\$ 335,000
Water Treatment Storage	\$13,130,000
Total	\$64,035,625

The CIP draws funding from many sources. Almost all funding sources are limited in how they can be spent, whether it is by asset type or geographic area. A list of funding sources, along with the limitations of each source are shown in the following table:

Funding Source	2022 Budget	Limitations
GO Bonds	\$12.9M	Amount established by City Council. Amount shown includes prior year bond issues not yet under contract. No geographic or infrastructure type limitations.
Water Fund	\$12.2M	Water treatment plant and distribution system assets only.
Sewer Fund	\$ 2.6M	Sewer collection system assets only.
Illinois Environmental Protection Agency Loan	\$25.2M	Project-specific water and sewer projects only. Funding is in low-interest loans and must be repaid.
Motor Fuel Tax Funds	\$ 2.6M	Street and transportation projects only. Includes Rebuild Illinois Funds which must be spent only on capital improvements with at least a 13-year life.
ARPA	\$ 1.0M	One-time. Used for parking garage structural repairs.
CDBG	\$ 0.7M	Geographically limited to Community Development Block Grant areas. Projects must be approved by the Housing & Community Development Committee.
Parking Fund	\$ 0.9M	Projects related to parking facilities only.
TIF Funds	\$ 2.4M	Limited to the boundaries of each specific Tax Increment Finance district.
Other Sources	\$ 3.5M	Donations by private groups (Levy Foundation, Evanston Environment Association, etc.). In 2022, includes funding available from the proceeds of City-owned property sales.

General Obligation Bond Use

General Obligation Bonds are the most flexible of the funding sources, because how they are spent is not restricted by asset type or location. The different categories of projects have different levels of general obligation funding as follows:

Project Category	GO Bond Funding	2022 Total Funding	% GO Bond Funding
Street, Water Main and Sewer	\$1.1M	\$32.5M	3%
Transportation	\$3.0M	\$7.1M	43%
Parks	\$3.9M	\$4.3M	89%
Facilities	\$4.7M	\$6.7M	70%
Miscellaneous	\$0.3M	\$0.3M	85%
Water Treatment and Storage	\$0	\$13.1M	0%

Of all of the funding sources, general obligation bonds are the most flexible in how they can be used. Although they are only approximately 20% of the total funding of the CIP, they fill in the gaps where other funding is not available. The largest uses of general obligation funds are in providing:

- Matching funding for large street improvement and transportation projects receiving grants (federal grants typically require a 20% - 30% local match, depending on the program) (\$1,690,000 in 2022)
- Parks improvements (\$3,870,000 in 2022)
- Facilities improvements (\$4,670,000 in 2022)

Project Timelines

CIP projects have a long life. While they can be completed in one budget year, most are not. Typical project schedules are as follows:

Project Phase	Activities	Duration
Planning	Determining location, general scope of work, funding.	2 - 5 years
Design	Following definition of scope, contract documents are prepared, including drawings and specifications. Any grants are finalized.	6-12 months
Construction	Project is implemented.	3-24 months
Closeout	Project punch list is completed; contractor submits final paperwork, including Operations & Maintenance manuals and warranties; final invoices are submitted; penalties are assessed	1 month - 10 years

Generally, the larger the project, the longer that the closeout period lasts. Projects using federal or state funding administered by the Illinois Department of Transportation (IDOT), take an especially long time to close out, generally requiring 4-10 years to complete all paperwork and final invoicing. The City is currently tracking funding that has been spent for several IDOT-managed projects where construction was completed prior to 2020; these include the following:

IDOT- Managed Projects	Year Completed	Contracted Amount Remaining to Be Paid
Sheridan Road/Chicago Avenue Corridor Improvements	2019	\$3,221,920
Ridge/Emerson/Green Bay Road Intersection Improvements	2018	\$ 915,890

Capital Improvement Fund and CIP Project Cash Flow

Funding is put in place at the time the City enters into a contract. For some large projects, funding is put in place over multiple years, but it has to be available at the time it is spent, which is defined as when the contractor completes the work. However, there is sometimes a substantial delay between when the money is spent and when it is paid to the contractor. The City tracks funding that is under contract and spent, and then holds it in reserve until payment is due. Often, this funding is held in the Capital Improvement Fund, which carries a large balance of cash. Most of the balance is already under contract, and is being held in reserve until the time that payment is due.

Sometimes, funding is donated to the City for the completion of a specific project. Depending on the donor agreement, the funding can be given to the City during the planning phase of a project or at the project completion. Once it is given to the City, it is stored in the Capital Improvement Fund and earmarked for specific projects until it is paid out. Examples of this include public benefit donations from planned unit developments or from donations from foundations, such as the Levy Center Foundation.

At the beginning of 2022, the Capital Improvement Fund had a fund asset value of \$13.0M. Of that balance, \$12.5M is obligated to a project or contract.

City of Evanston		LEGEND:											
2022 Capital Improvement Program		Note 1 - Bonds sold, but not yet committed to a contract											
ADOPTED													
		2021 GO Bond (see note 1)	2022 GO Bond	Water Fund	Sewer Fund	IEPA Loan	MFT Fund	CDBG Fund	Parking Fund	TIF Fund	Other Funds	TOTAL	NOTES
STREET RESURFACING, WATER MAIN, AND SEWER													
Major Projects													
1	30" Transmission Main - Engr Svcs					\$750,000						\$750,000	Water SRF
2	30" Transmission Main - Construction			\$1,100,000		\$10,250,000						\$11,350,000	\$10.25M IEPA SRF Loan
3	Chicago Ave, Howard to Davis, Ph II Engr	ongoing										\$0	FY23 Water Main, FY24 Streetscape
4	Church St Corridor Improvement, Ph II Engr		\$300,000									\$300,000	
5	Green Bay Road, McCormick to Isabella, Ph II Engr		\$490,000	\$200,000								\$690,000	FY23 Water Main, FY24 Streetscape
6	Main Street, Hartrey to Asbury, Ph II Engr		\$200,000									\$200,000	
7	Main Street, Maple to Hinman, Ph II Engr Svcs	\$32,000								\$155,000		\$187,000	Chicago Main TIF
8	Oakton St Corridor Improvements	ongoing										\$0	
Street Resurfacing (SR)													
9	SR - Elm, Lincoln to Central						\$158,000					\$158,000	
10	SR - Florence, Cleveland to Monroe						\$69,000					\$69,000	
11	SR - Grant, Ridge to Asbury						\$214,000					\$214,000	
12	SR - Greenleaf, Chicago to Sheridan						\$444,000					\$444,000	
13	SR - Harrison, Elm to McDaniel						\$77,000					\$77,000	
14	SR - Harrison, Green Bay to Prairie						\$118,000					\$118,000	
15	SR - McDaniel, Lee to South Dead End						\$62,000					\$62,000	
16	SR - Madison, Wesley to Florence						\$134,000					\$134,000	
17	SR - Mulford, Asbury to Barton						\$88,000					\$88,000	
18	SR - Poplar, South End (S. of Colfax) to Livingston		\$50,000				\$500,000					\$550,000	\$50k for lighting impr
Water Main													
19	WM - Dewey, Oakton to Kirk			\$335,000			\$91,000					\$426,000	Water Fund is through bonds
20	WM - Eastwood, Isabella to Livingston			\$470,000			\$69,000					\$539,000	Water Fund is through bonds
21	WM - Emerson, Leland to Hartrey			\$510,000			\$99,000					\$609,000	Water Fund is through bonds
22	WM - Ewing, Grant to Payne			\$415,000			\$103,000					\$518,000	Water Fund is through bonds
23	WM - Forestview, Payne to Colfax			\$780,000			\$228,000					\$1,008,000	Water Fund is through bonds
24	WM - Isabella, Bryant to N. Shore Channel			\$225,000								\$225,000	Water Fund is through bonds
25	WM - Lincoln, Ashland to Green Bay			\$460,000			\$91,000					\$551,000	Water Fund is through bonds
26	WM - Dempster, Hartrey to Dodge									\$320,000		\$320,000	West Evanston TIF
27	Lead Service Line Replacement on Water Main Replacement			\$1,456,000								\$1,456,000	
28	Dist Sys - Lead Service Replacement Pilot - Engr Svcs			\$750,000								\$750,000	
29	Dist Sys - Lead Service Replacement Pilot - Const					\$3,210,000				\$380,000	\$1,000,000	\$4,590,000	\$3.21M IEPA SRF Water Loan; \$1M Rebuild Illinois; \$0.38M West Evanston TIF
30	Small Dia Water Main Lining (Private Easements)					\$1,300,000						\$1,300,000	IEPA SRF Loan
Sewer Rehabilitation													
31	Sewer - CIPP Rehabilitation				\$725,000							\$725,000	
32	Sewer - Emergency Sewer Repairs				\$75,000							\$75,000	
33	Sewer - Repairs on Street Improvements				\$200,000							\$200,000	
34	Sewer - Sewer Extension for Alley Improvements				\$150,000							\$150,000	
35	Sewer - Sewer Extension for Fleetwood Jourdain Center				\$300,000							\$300,000	
36	Sewer - Drainage Structure Lining				\$175,000							\$175,000	
37	Sewer - Stormwater Master Plan Improvements				\$525,000							\$525,000	
38	Sewer - Davis St Alley Repair				\$150,000							\$150,000	

City of Evanston		LEGEND:											
2022 Capital Improvement Program		Note 1 - Bonds sold, but not yet committed to a contract											
ADOPTED													
		2021 GO Bond (see note 1)	2022 GO Bond	Water Fund	Sewer Fund	IEPA Loan	MFT Fund	CDBG Fund	Parking Fund	TIF Fund	Other Funds	TOTAL	NOTES
39	Sewer - Grit Separator - WTP				\$200,000							\$200,000	
40	Sewer - Porous Pavement Repair				\$60,000							\$60,000	
41	Sewer - Large Dia Rehab - Greenleaf					\$2,000,000						\$2,000,000	
42	Sewer - Small Dia Rehab - Chicago Main TIF									\$225,000		\$225,000	Chicago-Main TIF
TOTAL STREETS, WATER MAIN AND SEWER PROJECTS		\$32,000	\$1,040,000	\$6,701,000	\$2,560,000	\$17,510,000	\$2,545,000	\$0	\$0	\$1,080,000	\$1,000,000	\$32,468,000	
OTHER TRANSPORTATION													
Major Projects													
43	Bridge Inspection		\$40,000									\$40,000	
44	Bus Stop ADA Improvements		\$30,000									\$30,000	Matching Funds for \$240k Access to Transit Grant
45	CTA Bus Stop at Oakton/Hartrey										\$5,000	\$5,000	Funded by Carwash @2425 Oakton
46	Central Street Bridge Engr, Phase III	ongoing										\$0	
47	Central Street Bridge Construction		\$500,000									\$500,000	
48	Fiber Optic System Upgrades		\$500,000						\$250,000			\$750,000	
49	Lake Street Viaduct Lighting		\$40,000								\$35,000	\$75,000	\$35k 1500 Sherman PUD (103-O-18)
50	Church/Dodge Lighting Modernization									\$215,000		\$215,000	West Evanston TIF
51	Ridge Avenue Intersection Improvements - Ph II Engr Svcs										\$92,000	\$92,000	2019 GOB
52	Ridge Avenue Intersection Improvements - Ph III Engr Svcs										\$24,000	\$24,000	2019 GOB
53	Ridge Avenue Intersection Improvements - Const		\$168,000								\$32,000	\$200,000	\$17k 2019 GOB; \$15k 1727 Oak PUD (59-O-18)
54	Parking Meter Upgrades								\$175,000			\$175,000	
Annual Projects													
55	General Phase I Engineering		\$30,000	\$40,000								\$70,000	
56	Alley Improvement - CDBG - N. of Emerson, E. of Hartrey							\$390,000				\$390,000	Staff will apply for CDBG funds
57	Alley Improvement - Special Assessment - N. of Grant, E. of Hastings										\$300,000	\$300,000	Special Assessment Fund
58	Alley Improvement - Special Assessment - Location TBD										\$350,000	\$350,000	Special Assessment Fund
59	Alley Improvement -TIF - N. of Washington, E. of Sherman									\$310,000		\$310,000	Chicago-Main TIF
60	Alley Improvement - WTS - N. of Lyons, E. of Darrow										\$390,000	\$390,000	Waste Transfer Station Settlement Funds
61	Pavement Marking		\$160,000						\$50,000			\$210,000	
62	Streetlight Pole and Fixture Replacement		\$125,000									\$125,000	
63	Streetlight LED Conversion						\$50,000					\$50,000	
64	Street Patching Program		\$700,000									\$700,000	
65	Street Rejuvenation		\$30,000									\$30,000	
66	Sidewalk Gap Infill/Streetlight Impr							\$150,000		\$200,000		\$350,000	\$200k West Evanston TIF; Staff will apply for CDBG funds
67	Sidewalk Improvement Program		\$350,000					\$129,625		\$300,000		\$779,625	\$300k West Evanston TIF; Staff will apply for CDBG funds
68	Sidewalk Workforce Development Program									\$250,000		\$250,000	\$250k West-Evanston TIF
69	Traffic Calming, Bicycle & Ped Improvements		\$200,000									\$200,000	
Parking Lot Projects													
70	Parking Lot No. 54 (Poplar/Central)								\$350,000			\$350,000	

City of Evanston		LEGEND:												
2022 Capital Improvement Program		Note 1 - Bonds sold, but not yet committed to a contract												
ADOPTED														
		2021 GO Bond (see note 1)	2022 GO Bond	Water Fund	Sewer Fund	IEPA Loan	MFT Fund	CDBG Fund	Parking Fund	TIF Fund	Other Funds	TOTAL	NOTES	
71	Parking Lot Seal Coating (various)								\$100,000			\$100,000		
TOTAL OTHER TRANSPORTATION PROJECTS		\$0	\$2,873,000	\$40,000	\$0	\$0	\$50,000	\$669,625	\$925,000	\$1,275,000	\$1,228,000	\$7,060,625		
PARKS														
72	Beck Park Expansion/Shore School - Consulting Svcs	\$30,000	\$120,000									\$150,000		
73	Tennis Court Resurfacing - James, Crown, Bent, Burnham Shores		\$500,000									\$500,000		
74	Chandler Tot Lot - Playground		\$150,000								\$150,000	\$300,000	Dependent on donation from Northshore University Health Systems, still under negotiation	
75	Fence Replacement - Various Parks		\$100,000									\$100,000		
76	Dog Park Installation	\$25,000									\$85,000	\$110,000	\$85k from 2020 Good Neighbor Funds	
77	Larimer Park Improvements - Consulting Services	\$75,000	\$25,000									\$100,000		
78	Fountain Square - Panel Update		\$25,000									\$25,000		
79	Independence Park - Consulting Svcs		\$90,000									\$90,000		
80	James Park - Fencing		\$100,000									\$100,000		
81	James Park - Field Lighting	\$600,000										\$600,000		
82	Mason Park/Davis St Extension	\$30,000								\$100,000		\$130,000	West Evanston TIF	
83	Parks Contingency		\$100,000									\$100,000		
84	Parks Strategic Master Plan - Consulting Svcs		\$130,000									\$130,000		
85	Park Sign Replacements	\$25,000									\$50,000	\$75,000	\$50k 2019 GOB	
86	Picnic Shelter Electrification - Consulting Svcs							\$10,000				\$10,000	Staff will apply for CDBG funds	
87	Picnic Shelter Electrification - Construction							\$50,000				\$50,000	Staff will apply for CDBG funds	
88	Raymond Park Improvements										\$50,000	\$50,000	\$50k from 1500 Sherman PUD (103-O-18)	
89	Skate Park	\$110,000	\$1,250,000									\$1,360,000		
90	Shoreline Stabilization at Elliot Park and Greenwood Beach - Consulting Svcs	\$300,000										\$300,000		
91	Tallmadge Park - Athletic Field Renovations - Consulting Svcs		\$35,000									\$35,000		
TOTAL PARKS PROJECTS		\$1,195,000	\$2,625,000	\$0	\$0	\$0	\$0	\$60,000	\$0	\$100,000	\$335,000	\$4,315,000		
FACILITIES PROJECTS														
92	ADA Transition Plan	ongoing										\$0		
93	Animal Shelter Renovations - Consulting Services	\$700,000										\$700,000		
94	Citywide Roof Repairs (locations to be determined)		\$300,000									\$300,000		
95	Civic Center - Consulting Services	\$13,000	\$100,000								\$0	\$113,000		
96	Ecology Center Improvements		\$400,000								\$50,000	\$450,000	\$50k 2018 GOB	
97	Facilities Contingency		\$600,000									\$600,000		

City of Evanston		LEGEND:												
2022 Capital Improvement Program		Note 1 - Bonds sold, but not yet committed to a contract												
ADOPTED														
		2021 GO Bond (see note 1)	2022 GO Bond	Water Fund	Sewer Fund	IEPA Loan	MFT Fund	CDBG Fund	Parking Fund	TIF Fund	Other Funds	TOTAL	NOTES	
98	Fire 1 and 3 - Locker Room and Restroom Improvements		\$300,000									\$300,000		
99	Levy Center - HVAC Fan Box Replacements		\$200,000									\$200,000		
100	Noyes - HVAC Study- Consulting Services	\$100,000									\$100,000	\$200,000	\$100k 2019 GO Bond	
101	Park Fieldhouses Interior/Restroom Impr (Ackerman, Baker, Bent, Lagoon, Leahy, Lovelace)		\$300,000									\$300,000		
102	Parking Garage - Structural Repairs (various locations)								\$0		\$950,000	\$950,000	ARPA Funds	
103	Public Works Storage Building - Consulting Svcs										\$100,000	\$100,000	Proceeds from City property sales	
104	Public Works Storage Building										\$1,000,000	\$1,000,000	Proceeds from City property sales	
105	Service Center - Fuel System Replacement		\$1,500,000									\$1,500,000		
106	Service Center - Master Plan Study- Consulting Services	\$14,000										\$14,000		
TOTAL FACILITIES PROJECTS		\$827,000	\$3,700,000	\$0	\$0	\$0	\$0	\$0	\$0	\$0	\$2,200,000	\$6,727,000		
MISCELLANEOUS														
107	CARP Implementation	\$80,000										\$80,000	Converted from 2021 funding for Zero Emission Study and Renewable Energy Project Support	
108	Greenspace Management Plan - Consulting Svcs		\$75,000									\$75,000		
109	Capital Fund Financial Model - Consulting Svcs		\$50,000									\$50,000		
110	Public Art		\$30,000									\$30,000		
111	Public Art - Fountain Square										\$50,000	\$50,000	\$50k 1500 Sherman PUD (103-O-18), additional funds from Fountain Square closeout?	
112	Public Works Truck Radio System	ongoing										\$0		
113	Lighting Modernization at City Facilities and Parks		\$50,000									\$50,000		
TOTAL MISCELLANEOUS		\$80,000	\$205,000	\$0	\$0	\$0	\$0	\$0	\$0	\$0	\$50,000	\$335,000		
WATER TREATMENT AND STORAGE														
114	Dist Sys - Retail Water Meter Phase II and MIU Phase I Replacement			\$2,100,000								\$2,100,000		
115	WTP - 36/42 Intake Replacement - Eng Svcs Const					\$500,000						\$500,000		
116	WTP - 36/42 Intake Replacement - Construction					\$7,210,000						\$7,210,000		
117	WTP - Electrical Reliability Improvements			\$400,000								\$400,000		
118	WTP - Security Improvements			\$100,000								\$100,000		
119	WTP - Corrosion Control Study			\$600,000								\$600,000		
120	WTP - Standpipe Pumping Reliability - Eng Svcs			\$120,000								\$120,000		
121	WTP - Standpipe Pumping Reliability - Construction			\$200,000								\$200,000		
122	WTP - East Filter Safety Rails - Engineering			\$30,000								\$30,000		
123	WTP - Security - First Floor Windows - Engineering			\$30,000								\$30,000		
124	WTP - Security - Entrance Way Study			\$30,000								\$30,000		
125	WTP - SCADA System Server Upgrades			\$200,000								\$200,000		
126	WTP - Administration Building Roof Top HVAC Unit - Engineering			\$10,000								\$10,000		
127	WTP - Administration Building Roof Top HVAC Unit - Construction			\$575,000								\$575,000		

City of Evanston		LEGEND:											
2022 Capital Improvement Program		Note 1 - Bonds sold, but not yet committed to a contract											
ADOPTED													
		2021 GO Bond (see note 1)	2022 GO Bond	Water Fund	Sewer Fund	IEPA Loan	MFT Fund	CDBG Fund	Parking Fund	TIF Fund	Other Funds	TOTAL	NOTES
128	WTP - Shoreline Restoration			\$135,000								\$135,000	
129	WTP - Security - Electronic Access Control			\$40,000								\$40,000	
130	WTP - Filtration Headhouse Improvements - Construction			\$850,000								\$850,000	
TOTAL WATER TREATMENT, STORAGE AND BILLING		\$0	\$0	\$5,420,000	\$0	\$7,710,000	\$0	\$0	\$0	\$0	\$0	\$13,130,000	
SUMMARY		2021 GO Bond	2022 GO Bond	Water Fund	Sewer Fund	IEPA Loan	MFT Fund	CDBG Fund	Parking Fund	TIF Fund	Other Funds	TOTAL	NOTES
Street Resurfacing, Water Main, Sewer		\$32,000	\$1,040,000	\$6,701,000	\$2,560,000	\$17,510,000	\$2,545,000	\$0	\$0	\$1,080,000	\$1,000,000	\$32,468,000	
Other Transportation		\$0	\$2,873,000	\$40,000	\$0	\$0	\$50,000	\$669,625	\$925,000	\$1,275,000	\$1,228,000	\$7,060,625	
Parks		\$1,195,000	\$2,625,000	\$0	\$0	\$0	\$0	\$60,000	\$0	\$100,000	\$335,000	\$4,315,000	
Facilities		\$827,000	\$3,700,000	\$0	\$0	\$0	\$0	\$0	\$0	\$0	\$2,200,000	\$6,727,000	
Miscellaneous		\$80,000	\$205,000	\$0	\$0	\$0	\$0	\$0	\$0	\$0	\$50,000	\$335,000	
Water Treatment, Storage and Billing		\$0	\$0	\$5,420,000	\$0	\$7,710,000	\$0	\$0	\$0	\$0	\$0	\$13,130,000	
Total		\$2,134,000	\$10,443,000	\$12,161,000	\$2,560,000	\$25,220,000	\$2,595,000	\$729,625	\$925,000	\$2,455,000	\$4,813,000	\$64,035,625	

EVANSTON ILLINOIS

Capital Improvement Program

Funding

Finance and Budget Committee

Lara N. Biggs, P.E.

Bureau Chief - Capital Planning & Engineering

February 8, 2022

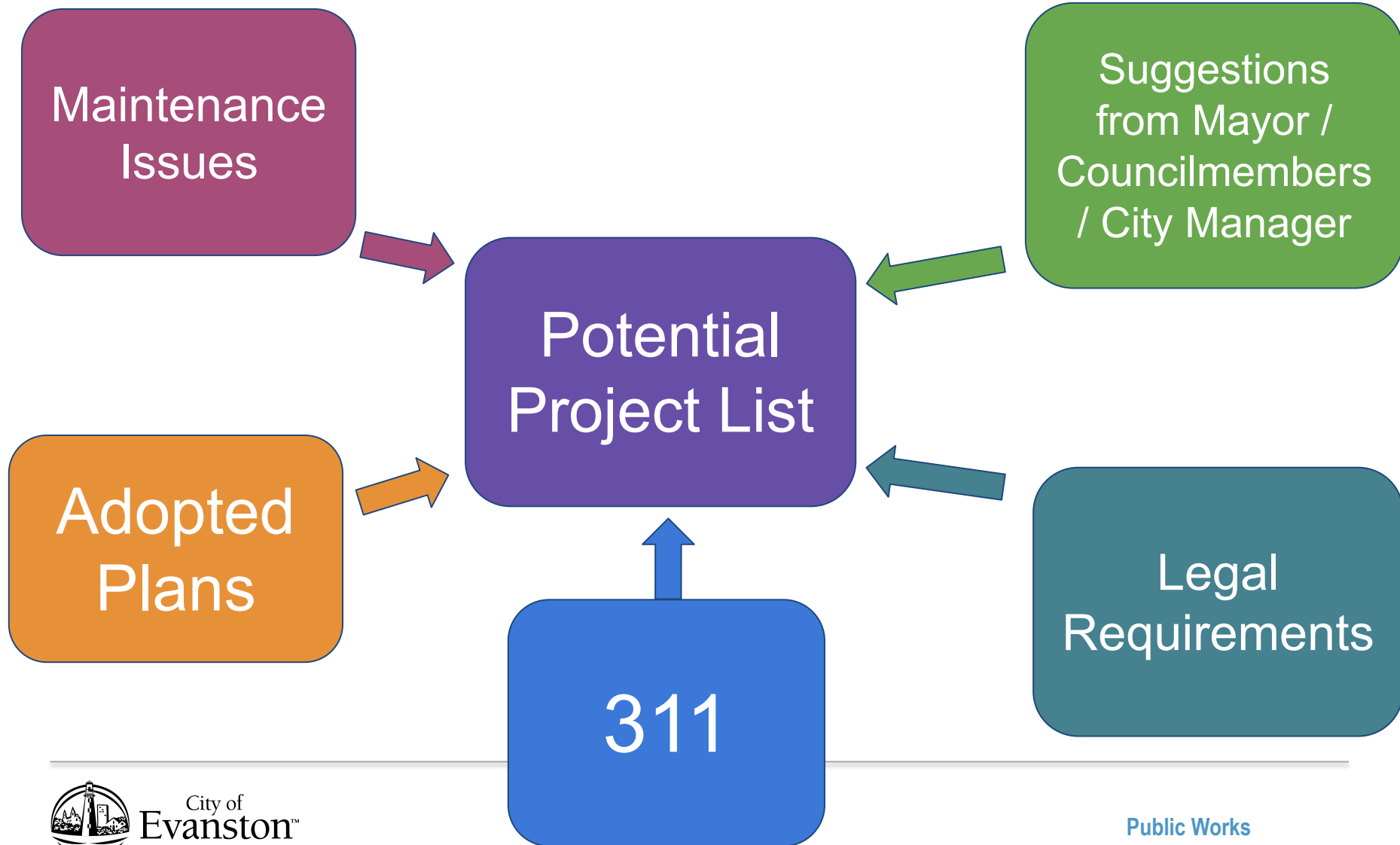


City of
Evanston™

Public Works



Where are CIP Projects Conceived?



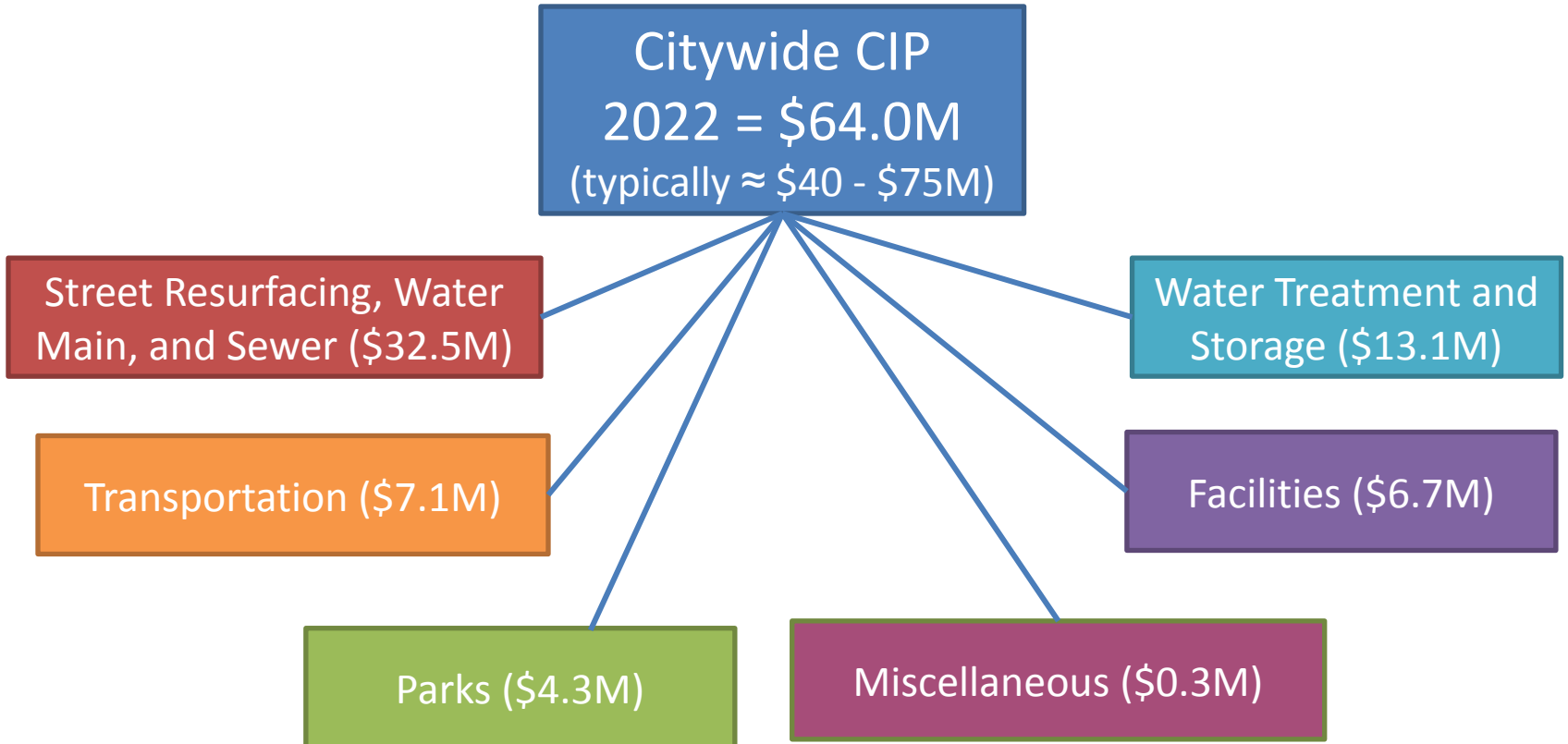


CIP Schedule

May - July	Aug - Sept	Oct - Nov	December
<p>NEXT YEAR PLANNING STARTS:</p> <ul style="list-style-type: none"> Review 5-Year CIP Identify New Issues Review Funding Create Draft CIP <p>CIP Staff, Parks & Rec Staff, Public Works Staff, Facilities Mgmt</p>	<p>INTERNAL REVIEW:</p> <ul style="list-style-type: none"> Review Draft CIP Review Funding Create Proposed CIP Publish Budget <p>City Manager, CFO, Budget Team, Directors</p>	<p>PUBLIC REVIEW:</p> <ul style="list-style-type: none"> Review Proposed CIP Public Presentation Address Concerns <p>Mayor, Councilmembers, Public</p>	<p>FINALIZE CIP:</p> <ul style="list-style-type: none"> Incorporate Changes Create Adopted CIP <p>CIP Staff, Budget Team</p>



Capital Improvement Program Overview



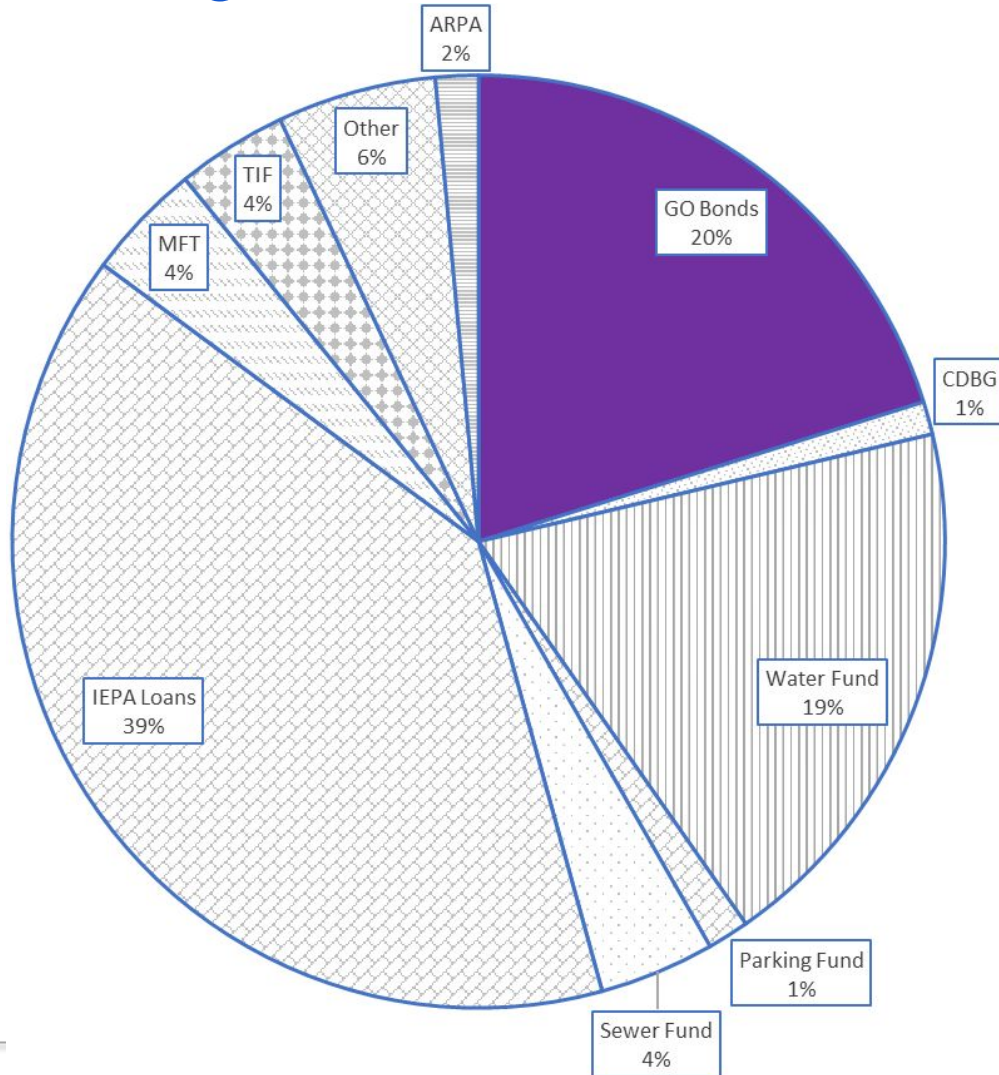


CIP: 2022 Funding Sources

Funding Source	2022 Budget	Limitations
GO Bonds	\$ 12.9M	Estab. by City Council. Incl. prior year carryover
Water Fund	\$ 12.2M	Water treatment plant and distribution system assets only.
Sewer Fund	\$ 2.6M	Sewer collection system assets only.
Illinois Environmental Protection Agency Loan	\$ 25.2M	Project-specific water and sewer projects only. Funding is low Interest loans and must be repaid.
Motor Fuel Tax Funds	\$ 2.6M	Street and transportation projects only.
ARPA	\$ 1.0M	One-time. Used for parking garage repairs.
CDBG	\$ 0.7M	Projects must be approved by HCD committee.
Parking Fund	\$ 0.9M	Projects related to parking facilities only.
TIF Funds	\$ 2.4M	Limited to the boundaries of the specific TIF.
Other Sources	\$ 3.5M	Donations by private groups (Levy Foundation, other grants, etc.).

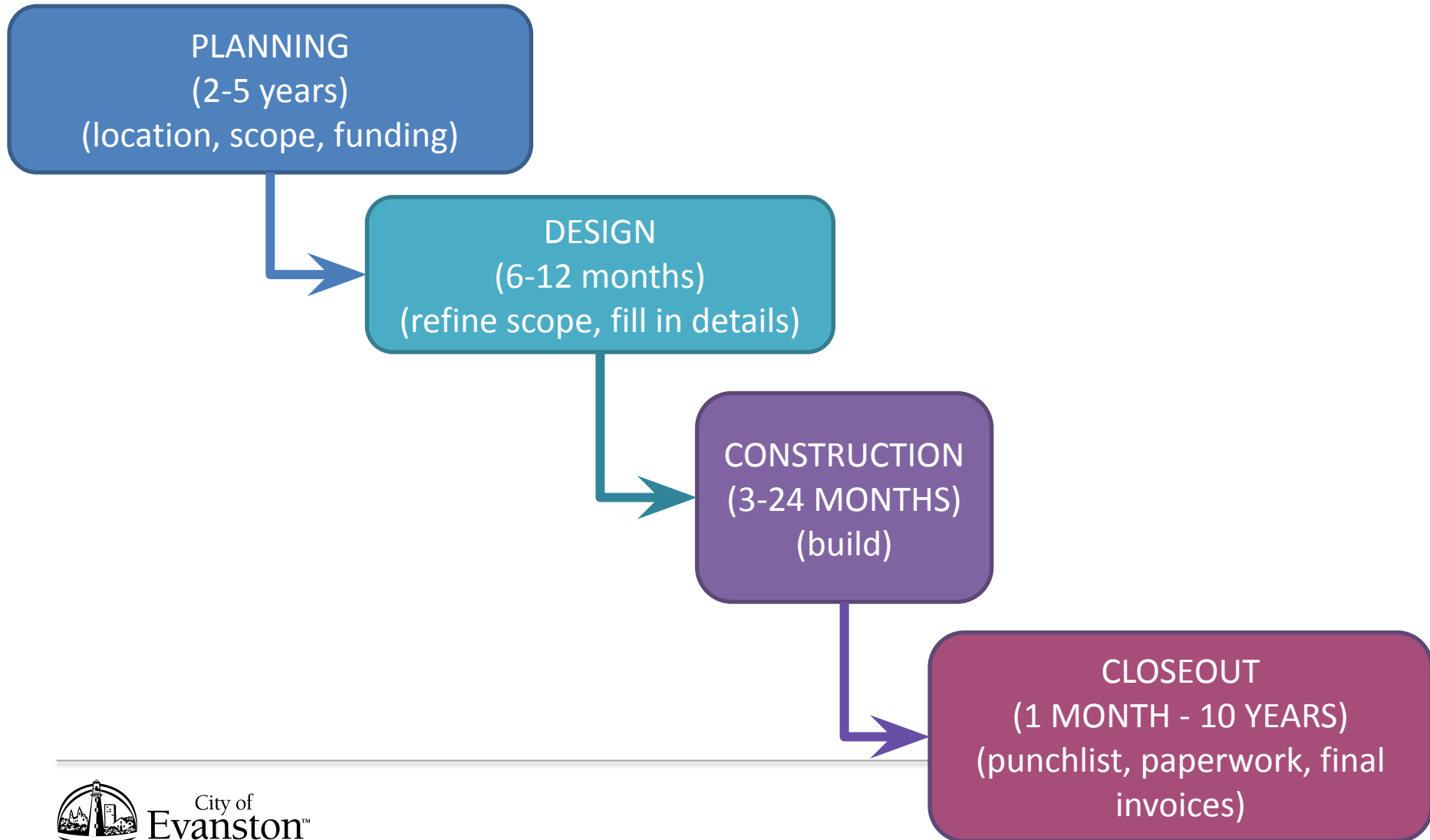


Capital Improvement Program - Funding Sources - \$64.0M Total



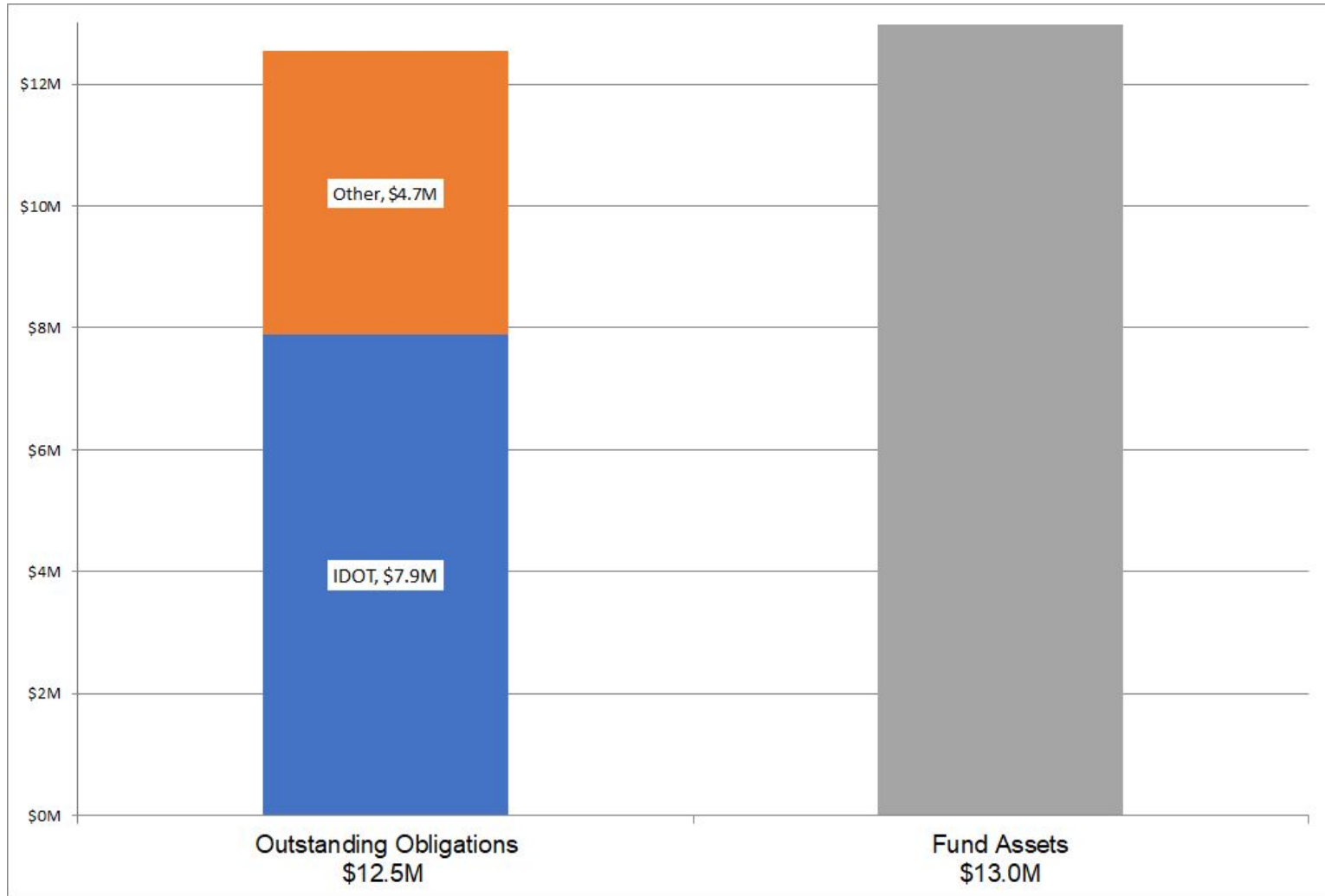


Lifecycle of a CIP Project



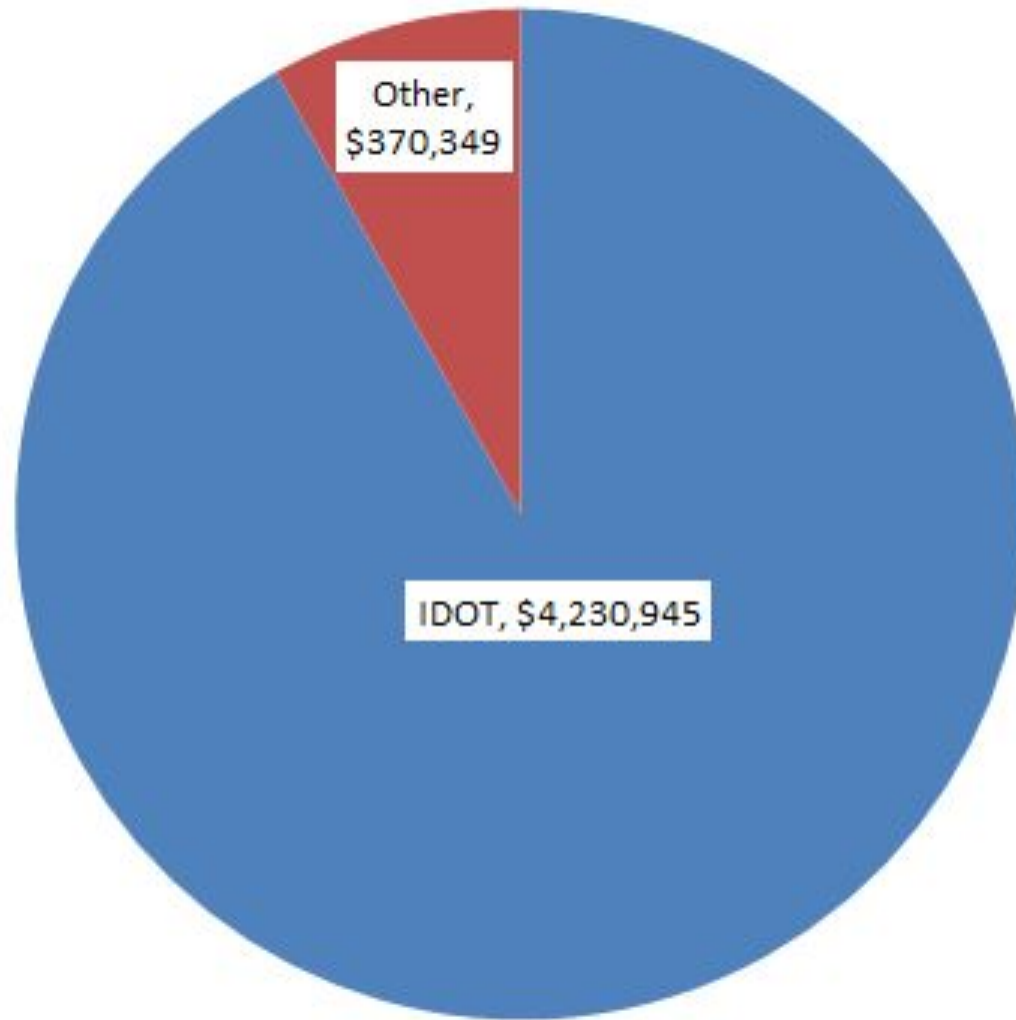


Capital Improvement Fund Outstanding Obligations vs. Fund Balance





Pre-2020 Financial Obligations of the CIP Fund



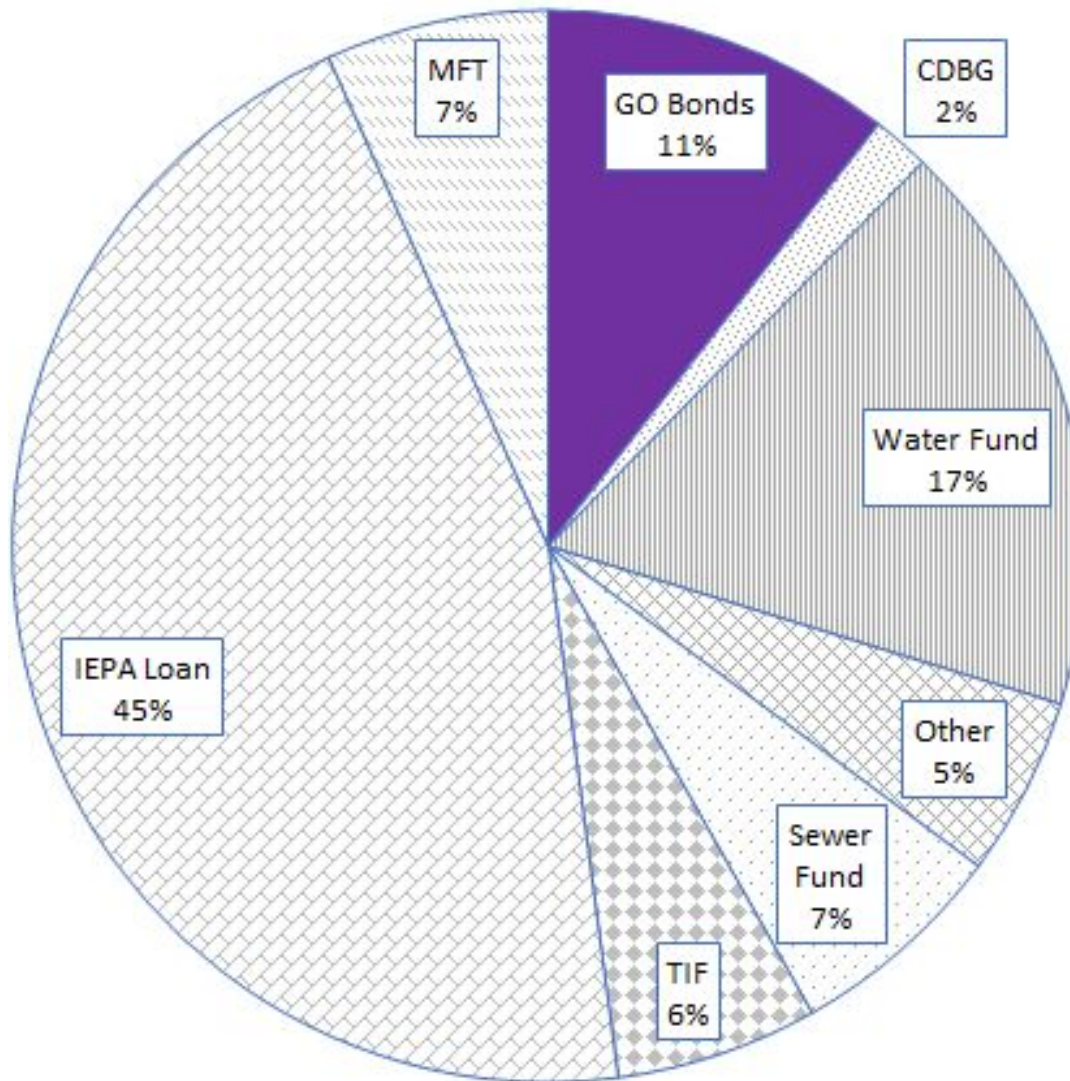


General Obligation (G.O.) Bonds

- Only unrestricted funding source
- Usually annual target, but generally \$9M - \$10M, including library bonds
- Primary funding source for parks and facilities projects



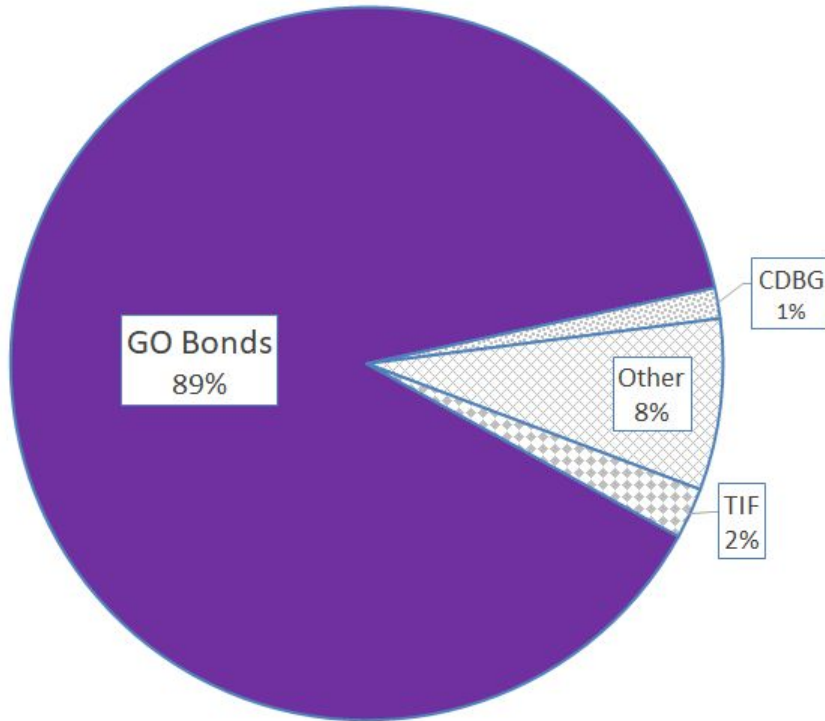
Street Resurfacing, Water Mains, Sewers, and Other Transportation 2022 \$39.5M



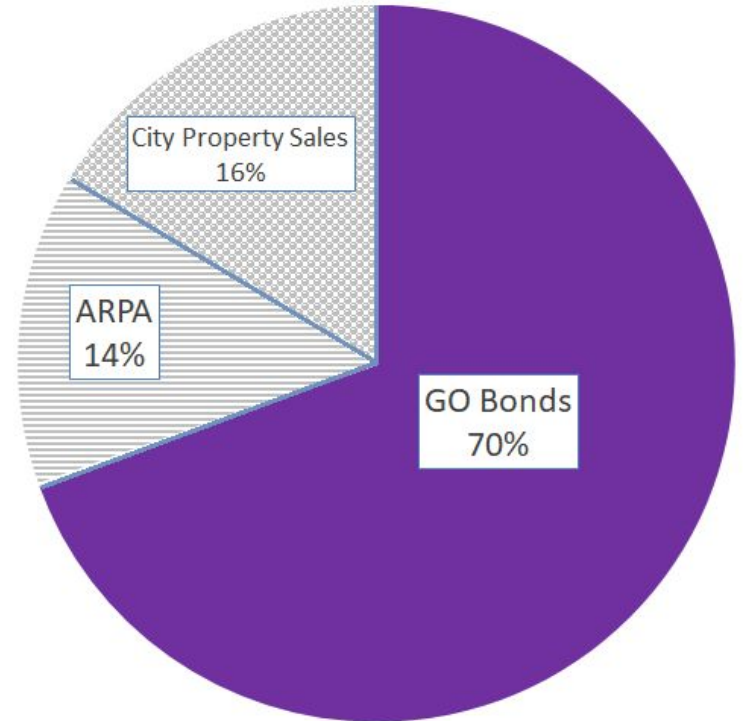


2022 Funding Sources

Parks
\$4.3M



Facilities
\$6.7M





G.O. Bond Schedule

JANUARY

GO Bond Resolution

Allows City to spend against future bond issue

JULY - AUGUST

GO Bond Sale

**Adjust GO Bond based on project needs;
Target <10M**

OCTOBER - DECEMBER

GO Bond Discussion

**Discuss GO Bond needs with City Council;
Adjust as directed**

FEBRUARY - JUNE

GO Bond Monitoring

Track GO Bond spending, modifying project budgets to meet needs

AUGUST - SEPTEMBER

GO Bond Budgeting

**Evaluate existing year bond use;
Propose future year bond need**