

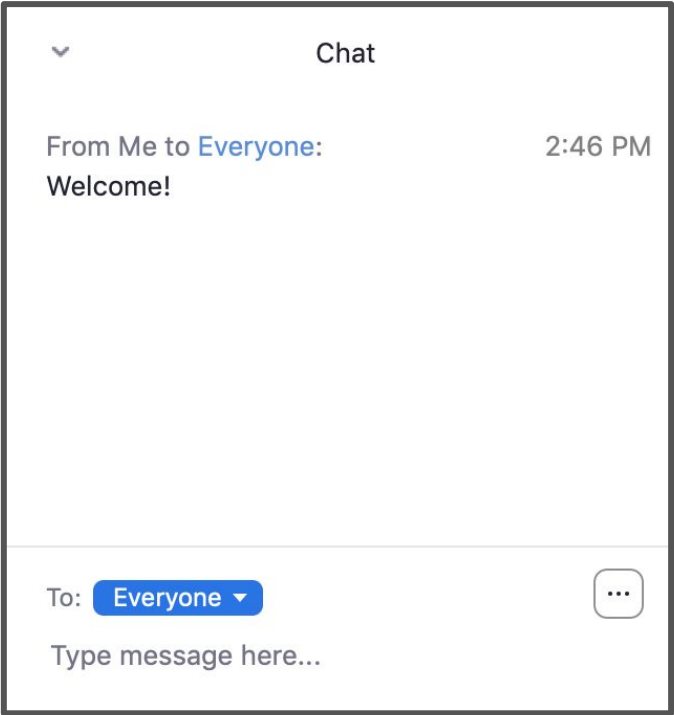


EVANSTON'S ENERGY FUTURE

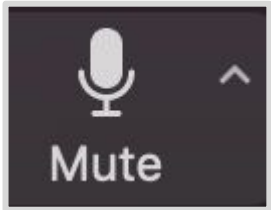
City Manager's Office



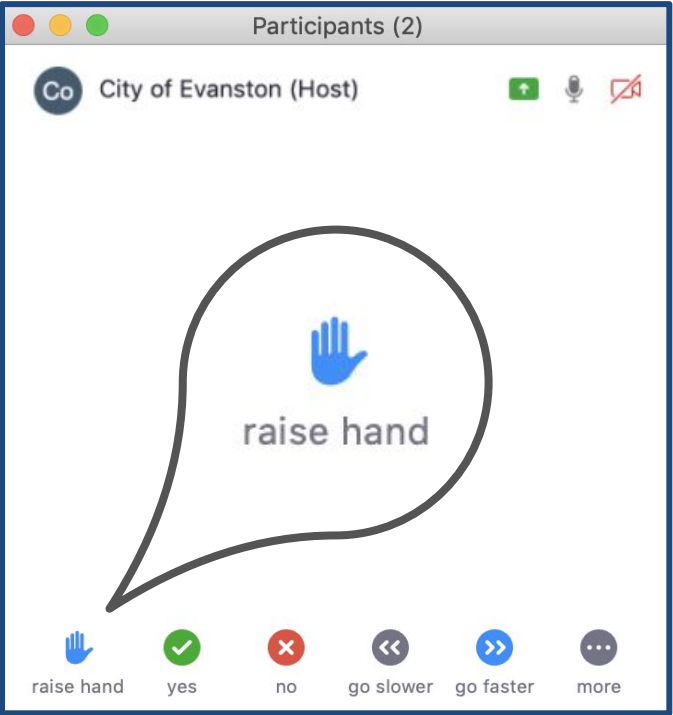
Zoom Tools



Chat




Mute



Raise Hand

The Climate Crisis



City of
Evanston™

City Manager's Office



2019–2020

City Council Goals



Invest in City Infrastructure and Facilities



Enhance Community Development and Job Creation Citywide



Expand Affordable Housing Options



Ensure Equity in All City Operations



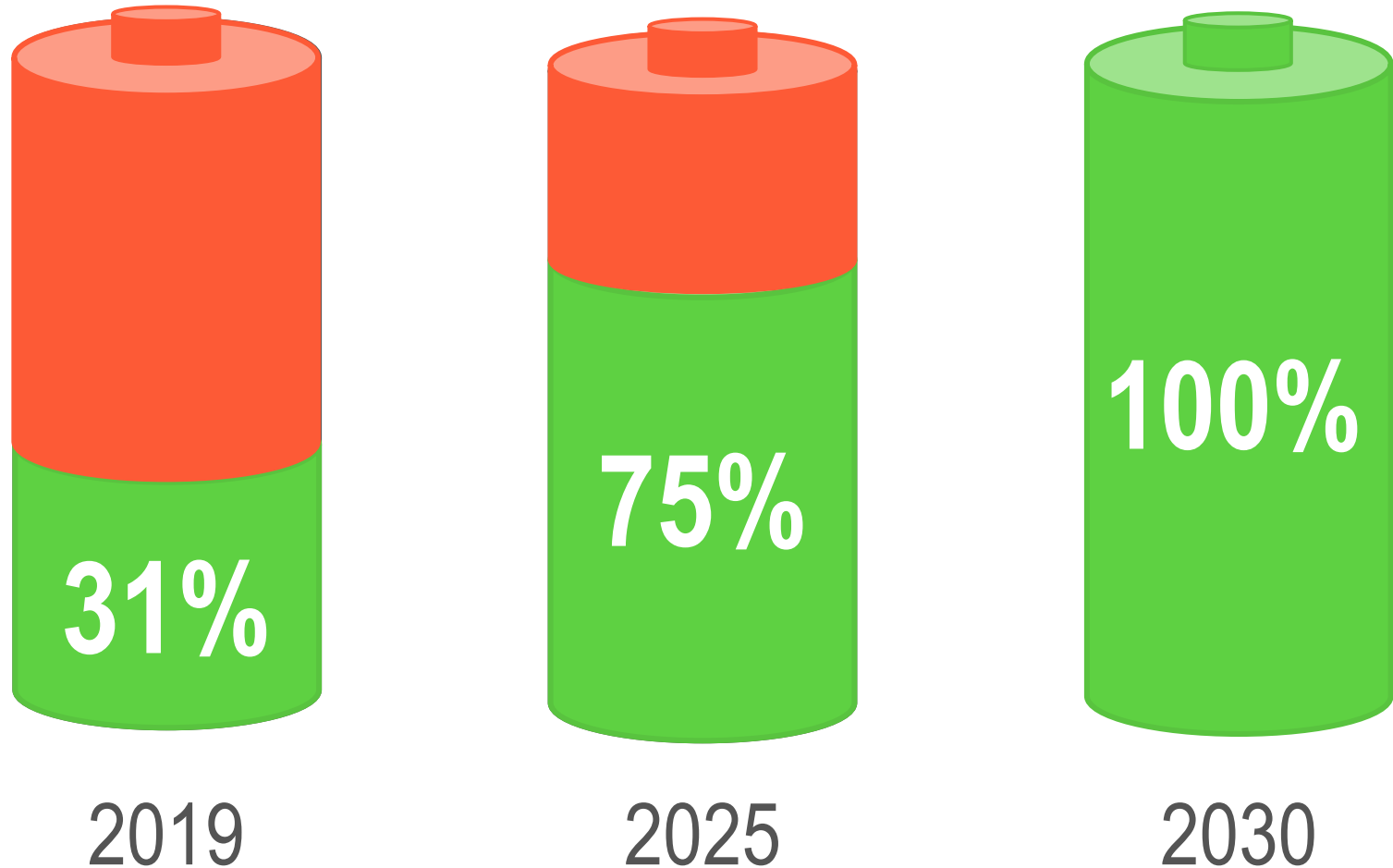
Stabilize Long-term City Finances




Why 2020 is crucial

- ⚡ The City is approaching the expiration of 3 agreements:
 - ComEd Franchise Agreement
 - Municipal Electric Supply Agreement
 - Community Choice Electricity Aggregation (CCA)
- ⚡ We have the ability to leverage these agreements and we want feedback on your energy priorities


100% Renewable Energy by 2030



Reduce energy consumption by 50% by 2050

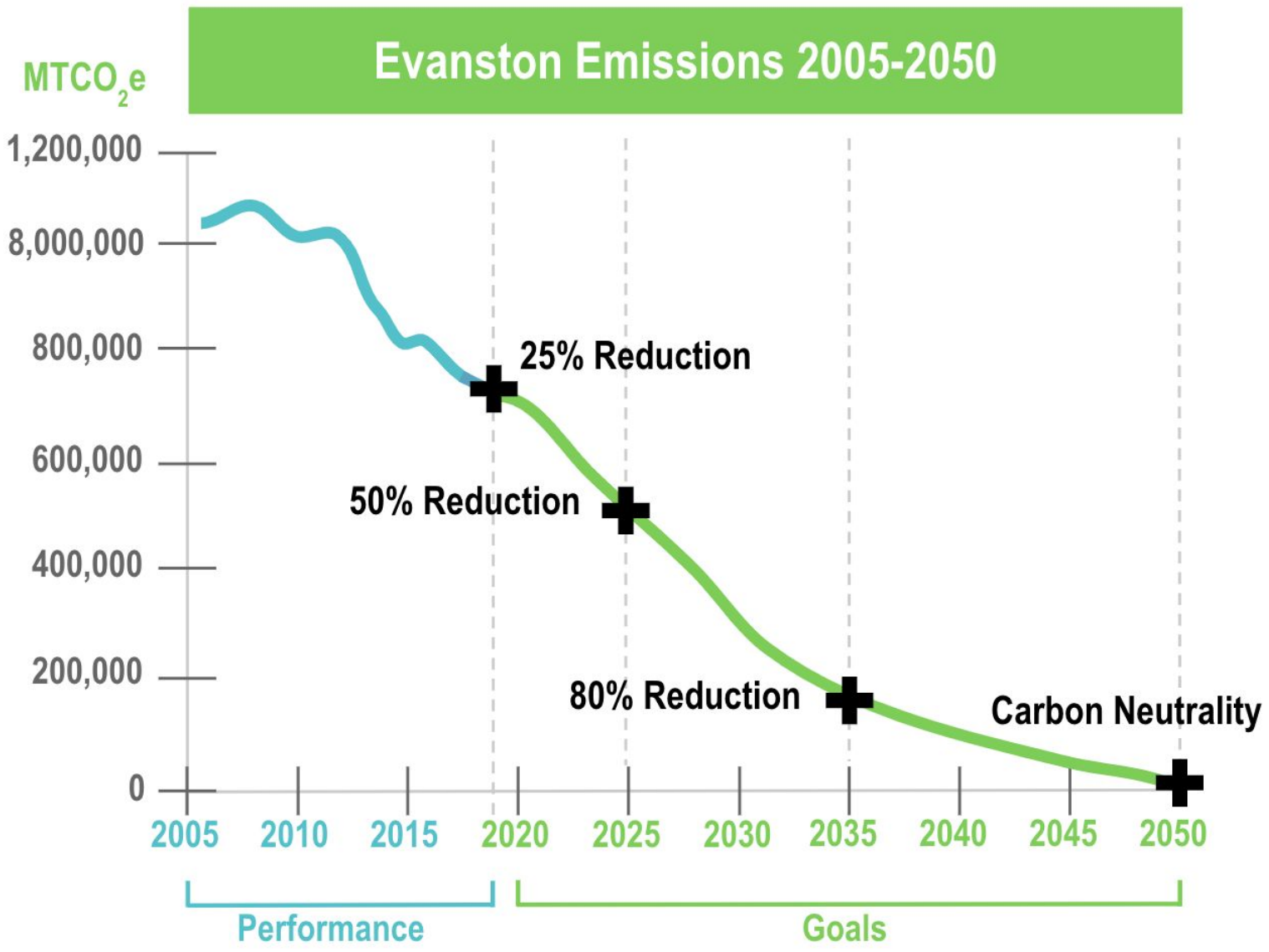


2020



2050





Greenhouse Gas Sources


2% Waste



17%
Transportation




80% Buildings



Electricity Use by Building Type


Industrial






Residential



Commercial

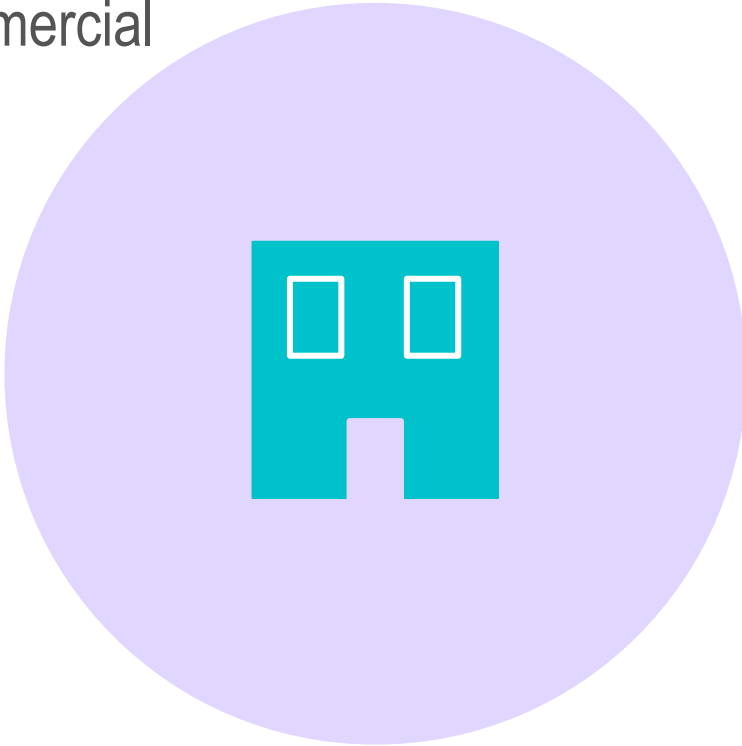


 = electricity use

   = number of buildings

Natural Gas Use by Building Type

Commercial



Residential



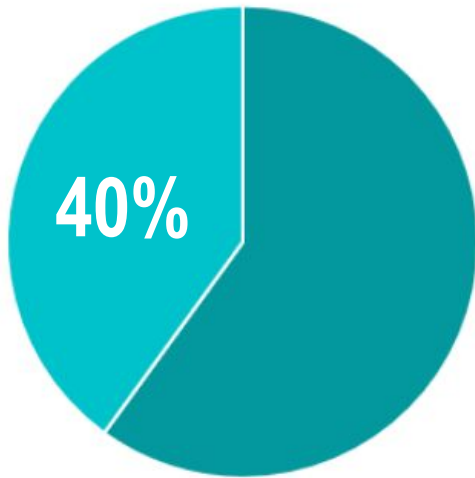
Industrial

 = natural gas use

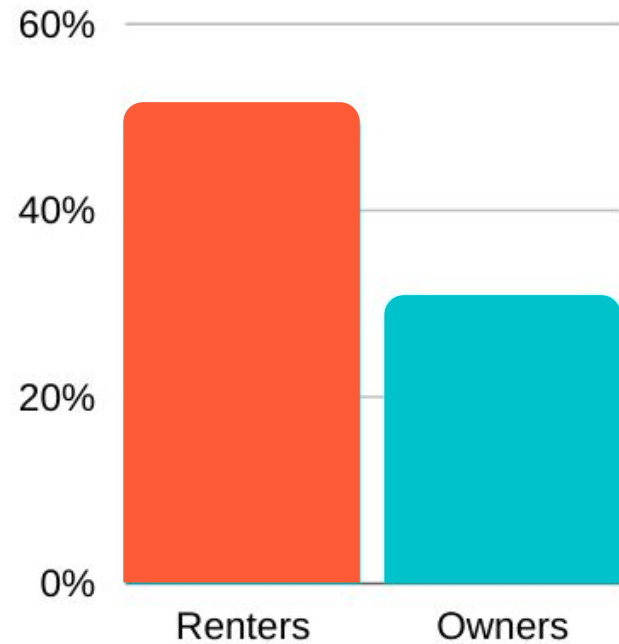


= number of buildings

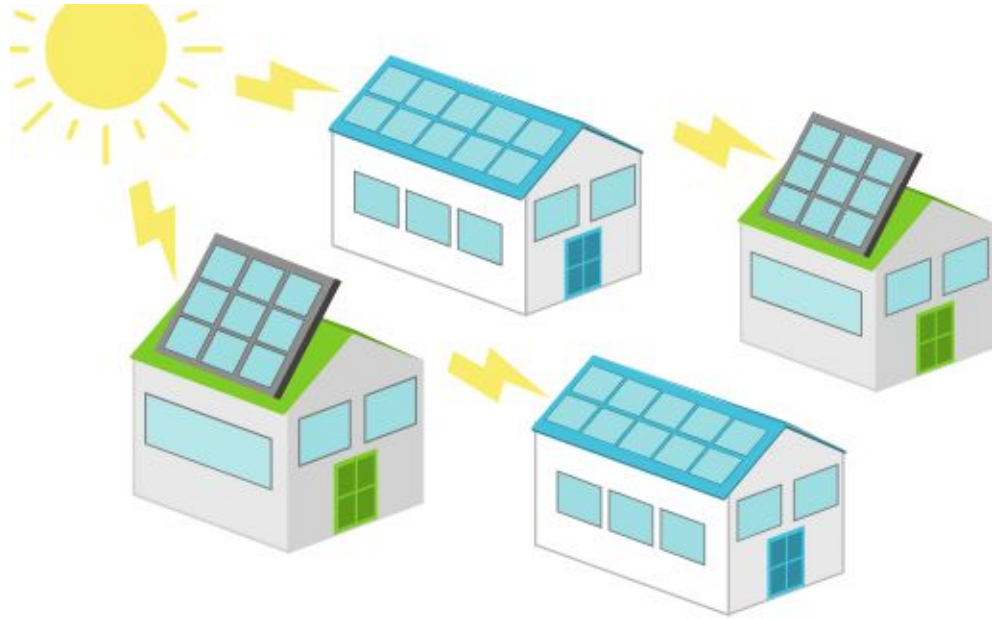
Housing Cost Burden



40% of households are housing cost burdened



51.5% of renters are housing cost burdened compared to 30.7% of owners



In 2019, Evanston saw a solar boom with solar installations doubling. There are now 98 solar installations in Evanston but few, if any, are providing renewable energy to low-income residents.

Community Choice Aggregation

- ⚡ In May 2020, City Council signed a contract with Dynegy Energy
- ⚡ All residents and small businesses are supplied with 100% renewable energy at a similar cost to previous energy sources
- ⚡ Residents may opt out



Virtual Solar Power Hour

Mon. July 27th 1:00 - 2:00

Hosted by Seven Generations Ahead - [register here](#)

Illinois homeowners can **cover up to 60%** of the cost of solar through federal & state incentives. And with **Solarize Chicagoland** you can save even more!

Solarize Chicagoland is a community education program combining consumer solar education with a limited time solar discount.

Come to our **virtual presentation** to learn the basics of solar and its financial implications for your household.

For additional dates & to learn more visit: www.SolarizeChicagoland.com

Brought to you by:



With promotional support from:



City
Manager's
Office

Solar Permit

- ⚡ Allows for a streamlined installation process

Solar Permit Application

For: Thermal, Photovoltaic and Hybrid Systems

Please type or print in ink. All applicable lines must be completed.

General Information

Property Address (1234 Main Street format only, please): _____ Floor/Unit #: _____
Scope of Work: _____
Applicant Name: _____ Email Address: _____ Phone Number: _____ X _____
Property Owner: _____ Phone #: _____ Address (if different): _____
Email Address: _____ Work Valuation (required): \$ _____
Architecture Firm: _____ Phone #: _____
Architect Email Address: _____

Building Use

(Check all that apply)

- Multi-Family Rental: # of units _____
- Single Family Commercial Addition
- Garage Office Condo
- Restaurant Educational Retail
- Exterior Reno. Interior Reno. Health Care
- Other: _____

24 HOUR EMERGENCY CONTACT
DURING CONSTRUCTION HOURS

NAME: _____
PHONE NUMBER _____

ComEd Solar Calculator

- ⚡ A free ComEd service that determines your building's solar potential

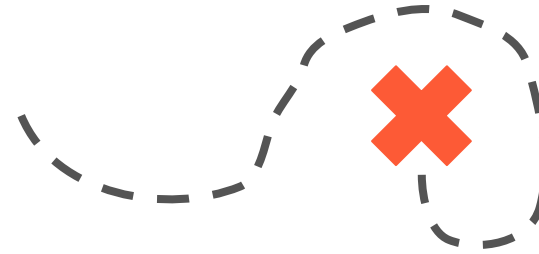


Solar Potential:



powered by
mapdwell

Navigating Bills



ComEd.
An Exelon Company

Issued **1/22/20** Account # **000000000**

SERVICE FROM 12/18/19 THROUGH 1/22/20 (35 DAYS)

Total Amount Due by 2/13/20 \$100.51

Residential - Single

Customer Name
Customer Address
City, State Zip Code
999.999.9999

TOTAL USAGE (kWh)

2019 2020

Month	Usage (kWh)
JAN	674
FEB	563
MAR	477
APR	457
MAY	596
JUN	816
JUL	916
AUG	905
SEP	648
OCT	642
NOV	622
DEC	780
JAN	236

Current month's reading is actual.

AVERAGE DAILY USE (monthly usage/days in period)

Category	Usage (kWh)	Avg. Temp	Change
Current Month	21.0	33°	+9% from last year
Last Month	23.6	35°	
Last Year	19.3	31°	

Ten 100W light bulbs for 1 hour = 1 kWh

CURRENT CHARGES SUMMARY
See reverse side for details

SUPPLY \$51.27	DELIVERY \$42.76
--------------------------	----------------------------

ComEd provides your energy.
ComEd.com
1.800.334.7661

ComEd delivers electricity to your home.
ComEd.com
1.800.334.7661

Current Charges \$100.51

TAXES & FEES \$6.48

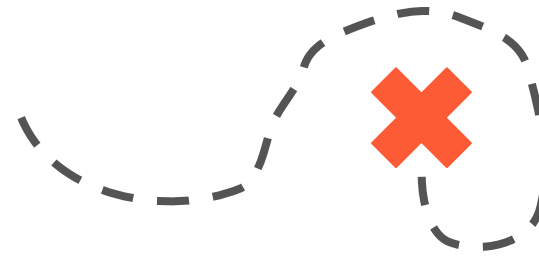
For Electric Supply Choices visit pluginillinois.org

Return only this portion with your check made payable to ComEd. Please write your account number on your check.

ComEd.
An Exelon Company

Pay your bill online, by phone or by mail.
See reverse side for more info

Navigating Bills



nicorgas.com/myaccount
1 888 Nicor4U 1 888 642-6748

Account Summary for John Doe **A**

Account Number: 08-88-88-8888 8	
Meter Number: 8888888	
Service Address: 123 Main Ave	
Bill Period: 10/26/15 - 11/23/15 (28 days)	
Bill Issue Date: 11/23/15	
Total Previous Balance (Credit)	-\$9.12
Payment Received 11/17/2015 - Thank you!	-\$37.00
Remaining Balance (Credit)	-\$46.12
New Charges - Utility	\$36.42
Total Amount Due	\$0.00
Your Account Balance is (Credit)	-\$9.70

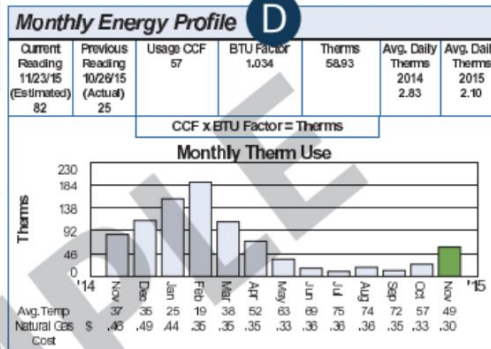
A Message for You **B**

Do you or anyone you know need assistance paying their utility bill? Funds are still available from the Low Income Energy Assistance Program (LI-EAP). Please visit liheapillinois.com or call 1-877-411-9276 for more information.

As you requested, your monthly Budget Plan payment and any applicable charges for additional services requested will be withdrawn automatically from your account on the due date of this bill.

New Charges - Residential - Heat **C**
Rate 1: Residential Service

Delivery Charges 10/26/2015 - 11/22/2015	\$16.92
Monthly Customer Charge	\$13.00
All Therms 58.93 @ \$0.0485	\$2.86
Environmental Cost Recovery 58.93 @ \$-0.0006 =	-\$0.04
Franchise Cost Adjustment	\$0.30
Efficiency Program 58.93 @ \$0.0043	\$0.25
Qualified Infrastructure Chrg \$ 3.28 @ 3.54%	\$0.12
Qualified Infrastructure Chrg \$ 12.04 @ 3.57%	\$0.43
Natural Gas Cost	\$18.06
October @ 12.63 Therms x \$0.33	\$4.17
November @ 46.30 Therms x \$0.30	\$13.89
Taxes	\$1.44
Utility Fund Tax \$34.98 @ 0.1%	\$0.03
State Revenue Tax 58.93 @ \$0.024 =	\$1.41
Total	\$36.42



00002 1/1



Avoiding Scams



- ⚡ Always ask to see a company ID
- ⚡ Beware of faded company logos on clothing
- ⚡ Do not provided personal information or send payments to third parties
- ⚡ Report incidents to the Citizens' Utility Board and phone scams to the Attorney General's Office
 - CUB: (312) 263-4282
 - Attorney General's Office: 1-800-386-5438





Take The Survey
<https://forms.gle/Hd1tq3qmei569vqr7>

EVANSTON'S ENERGY FUTURE

City Manager's Office



Word Cloud

PollEv.com/cityofevanst235

Q&A

Thank you!

Visit cityofevanston.org/energy for
updates

Resources

- ⚡ [Energy Future Survey](#)
- ⚡ [Solarize Chicagoland](#)
- ⚡ [Navigating electricity bills - ComEd](#)
- ⚡ [Navigating gas bills - Nicor](#)
- ⚡ [ComEd Solar Potential Calculator](#)
- ⚡ [City of Evanston Solar Permit](#)
- ⚡ [Solar Incentives and Rebates](#) (DSIRE)
- ⚡ [Low-Income Community Solar](#) (Illinois SFA)