



Memorandum

To: Mayor Hagerty and Members of the City Council
From: Wally Bobkiewicz, City Manager
Subject: City Manager's Weekly Update
Date: October 19, 2018

STAFF REPORTS BY DEPARTMENT



Weekly Report for October 11, 2018 – October 17, 2018

City Manager's Office

Weekly Bids Advertised
City Council Agenda Schedule
MWEBE/LEP Tracking Report
Monthly Financial Report – September 2018

Community Development

Weekly Zoning Report
Weekly Inspection Report

Health Department

Weekly Food Establishment Application Report

Law Department

Weekly Liquor License Applications Report

PUBLIC NOTICES, AGENDAS & MINUTES

Monday, October 22, 2018

Administration and Public Works

www.cityofevanston.org/apw

Planning & Development Committee - CANCELLED

www.cityofevanston.org/pd

City Council

www.cityofevanston.org/citycouncil

Tuesday, October 23, 2018

Age Friendly Task Force

www.cityofevanston.org/agefriendly

Preservation Commission – SPECIAL MEETING

www.cityofevanston.org/preservationcommission

Wednesday, October 24, 2018

Design and Project Review Committee

www.cityofevanston.org/dapr

Transportation & Parking Committee

www.cityofevanston.org/transandparking

Economic Development Committee

www.cityofevanston.org/economicdev

Thursday, October 25, 2018

Emergency Telephone System Board

www.cityofevanston.org/911board

Equity & Empowerment Commission

www.cityofevanston.org/equityandempowermentcommission

Saturday, October 27, 2018

City Council – Budget Hearing/Truth in Taxation

www.cityofevanston.org/citycouncil

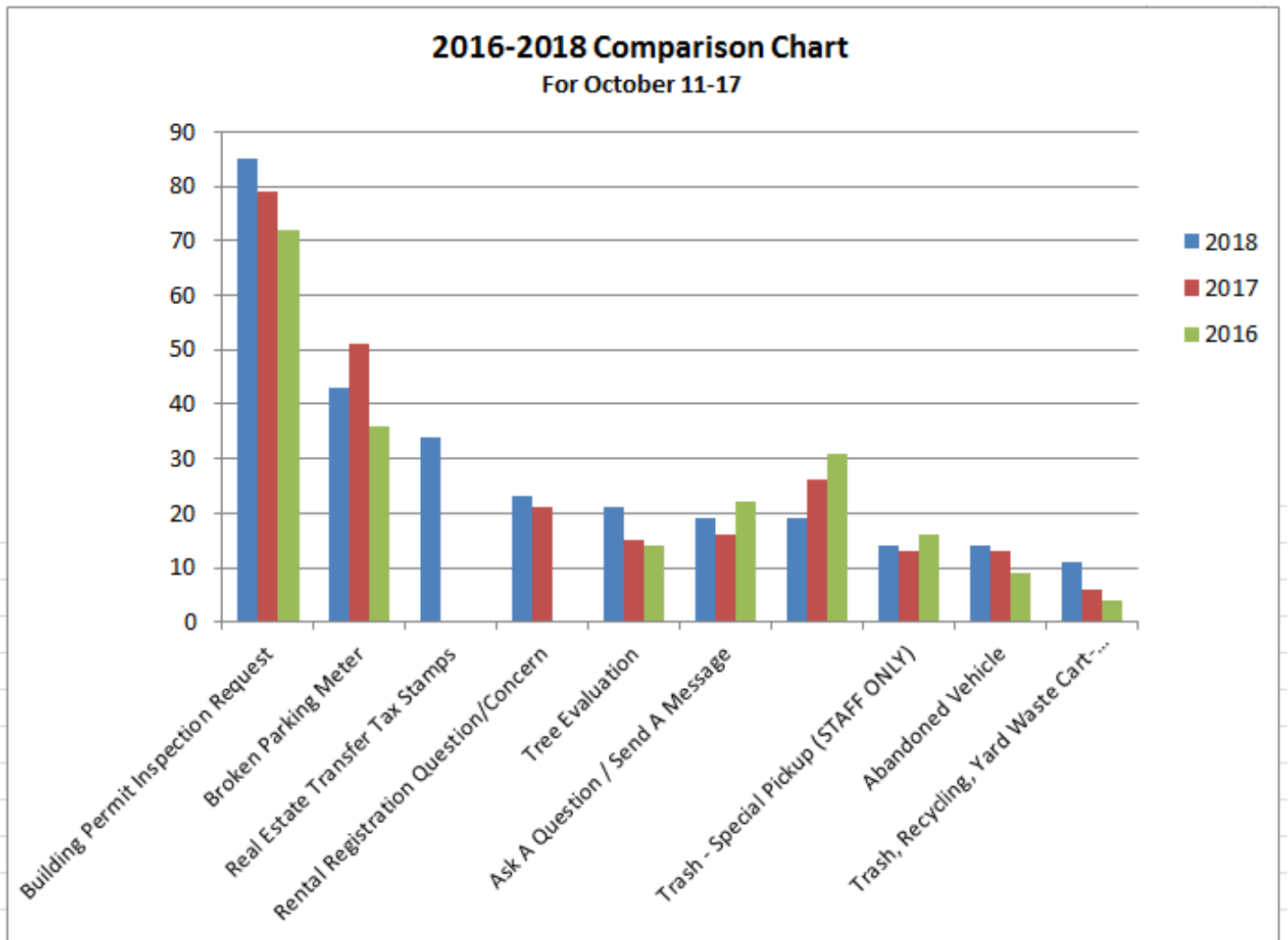


Weekly Report

October 11-17, 2018

	Current Week	Previous Week
Calls Handled	2227	2337
Service Requests	595	677
Total Chats	15	24
Total Text	6	16

Trending Requests
<ul style="list-style-type: none"> Rental Registration Election Questions





Weekly Report

October 11-17, 2018

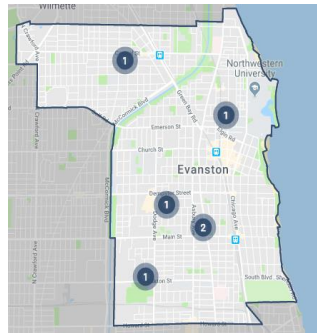
Missed Garbage Pickup

This week 11; Last week 7
Below 3 year avg. of 14.2



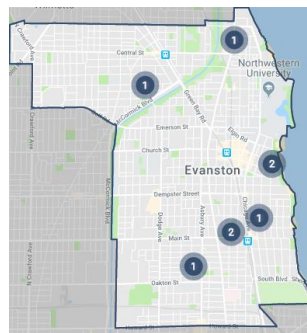
Missed Recycling Pickup

This week 6; Last week 2
Below 3 year avg. of 13.1



Missed Yard Waste

This week 8; Last week 5
Below 3 year avg. of 11.1



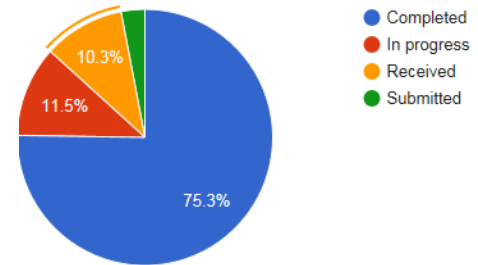
Rodents/Rats

This week 8 ; Last week 15
Below 3 year avg. of 20.3



SLA Analysis

Issue	# Late	% Late	% Complete within SLA
Ask a Question/Send a Message	6	32%	68%
Broken Park Playground	1	100%	0%
Construction Engineering	2	50%	50%
Dead Rodent Rat	1	33%	67%
Graffiti	1	11%	89%
park Lights	1	33%	67%
Pot Hole	1	100%	0%
Property Zoning Information	1	100%	0%
Repair Park or Pay Lot Fountain	1	100%	0%
Street Sweeping	1	100%	0%
Traffic Signal/Traffic Signal back Plate	2	40%	60%
Trash - Appliance Pickup	1	100%	0%
Trash Cart, Recycling Cart - Missing	2	50%	50%
Trash - Overflowing Garbage Dumpster	2	67%	33%
Trash - Special Pickup (STAFF ONLY)	1	7%	93%





Weekly Report

October 11-17, 2018

Upcoming Events—October 22-28

MONDAY	TUESDAY	WEDNESDAY	THURSDAY	FRIDAY	SATURDAY	SUNDAY
<p>22 10:00 AM Community Budget Meeting</p> <p>6:00 PM Administration and Public Works Committee</p> <p>6:55 PM Planning & Development Committee - CANCELED</p> <p>7:00 PM City Council (including Budget Discussion)</p>	<p>23 8:00 AM Community Budget Meeting</p> <p>2:00 PM Age Friendly Task Force</p> <p>4:00 PM Community Budget Meeting</p> <p>6:00 PM Community Budget Meeting (Spanish)</p> <p>7:00 PM Preservation Commission Meeting - 2306 Sheridan Rd. Harley Clarke Mansion, Application for Demolition</p>	<p>24 2:30 PM Design and Project Review Committee</p> <p>3:30 PM Community Budget Meeting</p> <p>6:00 PM Transportation and Parking Committee</p> <p>7:30 PM Economic Development Committee</p>	<p>25 5:30 PM Emergency Telephone System Board</p> <p>6:30 PM Equity & Empowerment Commission</p> <p>7:00 PM 3rd Ward Town Hall Meeting</p> <p>7:00 PM 9th Ward Meeting</p>	<p>26</p>	<p>27 Northwestern Wildcats Football v. Wisconsin</p> <p>7:30 AM Fall Fest at Downtown Evanston Farmers' Market</p> <p>9:00 AM Special City Council Meeting - Budget</p> <p>9:30 AM Home Buyer Education: Contract to Close</p>	<p>28 4:00 PM Day of the Dead Celebration</p> <p>6:00 PM SASI Gala - The Ruby Slipper Event</p>

Ask a Question – Word Cloud





Weekly Report

October 11-17, 2018

Ask a Question – Open

- Compliment: Crystal Jefferson: crossing guard. Does an excellent job! - Caller believes the job is important and she is great doing it.
- Work horse still on site after construction job has been completed - please remove.
- Please have someone in public works secure gate until CTA can come out to fix it.
- Resident states that turning from Jenks onto Green Bay Rd the south bound traffic's view is obstructed by the cars parked in front of Whole Foods. Caller would like at least 2 parking spots to be removed
- Caller states that he had a tree planted in the spring that didn't take and he was told that they would come back to plant another tree. He was looking to find out when that would happen.
- Resident reports someone fly dumped construction material in the trash cart and also left a box with other material next to the trash cart. These items do not belong to this address. Will the city pick up the items since this is construction material?
- Hello, I will be visiting Northwestern University during the family weekend on 10/26-10/28 and my mother has a very difficult time walking. We have requested a wheel chair for the weekend and are wondering how long it would take to process a Temporary Disabled Parking Placards Application Form. I am afraid we will not have much time. Thank you for your assistance.

Ask a Question – Closed


- Is there an expectation for when the Notre Dame Northwestern Game will start on November 3rd? Is there any chance it is an 11AM game?
- Reported via email to 311 Center on 10/17/2018 at approximately 06:23- "...Police officers responded to a domestic call at 1233 Fowler. Officers are requesting property standards to check the home. They stated the home appears to be uninhabitable and entry can only be gained via the rear."
- RECEIVED VIA CHAT - Can I fix my car in my own driveway? Is there an ordinance I should follow? Permit? etc? Want to make I inquire first. Thank you.
- Caller would like to know if individual signs to be placed at Greenwood and Dempster beach to let residents know that dogs aren't allowed on beaches. He would like a few sign to be placed at each beach.
- Resident reports there are NO PARKING signs posted along this block but there is no identifying information as to what work is being done. The caller would like to know what work is being done.
- Caller would like to know what year did the city change the heating requirements to it having to be at 68 degrees from September 15 to June 1.
- Caller would like to know where can he places signs on a property that has no sidewalk. He isn't unable to differentiate where the right of way is and where the private property begins and he would like some clarification.
- A tech from PermaSeal tells us that the supply valves to our hot water heater should have a shut off on cold water supply but not a shut off on hot water supply. Our heater was installed about 5 years ago by a well-known Evanston vendor and we assumed it was done to Evanston code. PermaSeal says code in Chicago requires no shut off on the hot. Could you clarify this issue for us? Thanks.



Weekly Report

October 11-17, 2018

- I have a fire department invoice #151437 that says "past due." It doesn't say what the invoice is for but it might be a security alarm permit, but that alarm has long been disconnected. What should I do?
- Does this address qualify for a C parking permit?
- Items left by city after repaving of alley have been completed.
- Can we have the 2 hour meter parking limit enforced on the 1300 block of Chicago Avenue, west side (north of Dempster) there a several cars parking all day. It's not good for our retail customers.
- This is a hypothetical only. I am a deaf service dog handler. If I and my dog ever should be denied service at a public venue, such as a restaurant or hotel, can I call the Evanston Police (or suggest the venue itself call the police) and ask the police to inform the venue of its responsibilities under the Americans with Disabilities Act toward people with disabilities who are accompanied by service dogs?
- RECEIVED VIA CHAT: I live in the 2000 block of Keeney, and, we have an ongoing problem with drivers not stopping at the stop sign (east/west bound) at the corner of Keeney & Grey. The block is wondering if we can have someone in an unmarked police car watch that intersection and ticket people who aren't stopping? Or, can we get a large speed bump near the sign? There are too many children who live in our area to have drivers blowing thru the stop sign because it seems like a slow area.
- Caller states there is a 10 foot pole in the parkway in front of their business that was placed there by ComEd over 2 weeks ago. No work has been started and she was wondering if there was work being done and when it was supposed to start.



Memorandum

To: Wally Bobkiewicz, City Manager

From: Hitesh Desai, Chief Financial Officer/Treasurer
Tammi Nunez, Purchasing Manager

Subject: Bids/RFPs/RFQs Advertised during the Week of October 15, 2018

Date: October 19, 2018

The following is a list of projects that have been advertised and the anticipated date each will be presented to Council or Library Board.

Bids/RFPs/RFQs advertised during the Week of October 15, 2018

Bid/RFP/RFQ Number and Title	Requesting Dept.	Description of Project	Budgeted Amount	Bid/RFP/RFQ Opening Date	Anticipated Council/ Library Board Date
Bid 18-50 Sherman Avenue Improvements	Public Works Agency	Work on this project includes improvements to Sherman Avenue between Davis Street and Church Street. Work includes roadway resurfacing, replacement of brick paver sidewalks with concrete sidewalks and brick ribbon, curb replacement, roadway and decorative lighting replacements, water main installation and related improvements.	\$3,500,000	11/13	11/26

Evanston City Council Agenda Schedule - 2018 Dates

(PLEASE NOTE: Dates for dates and agenda items are tentative and subject to change.)

2018 Meeting Dates: Jan 8, Jan 16, Jan 22, Jan 29, Feb 12, Feb 19, Feb 26, Mar 12, Mar 19, Mar 26, Apr 9, Apr 16, Apr 23

May 14, May 21, May 29, Jun 11, Jun 18, Jun 25, Jul 9, Jul 16, Jul 23, Aug 13, Sept 10, Sept 17, Sept 24

Oct 8, Oct 15, Oct 22, Nov 12, Nov 19, Nov 26, Dec 10

B=Business of the City by Motion R=Resolution O=Ordinance

D=Discussion C=Communication P=Presentation A=Announcement PR=Proclamation SPB=Special Order Business

APW=Administration & Public Works PD=Planning & Development HS=Human Services EDC=Economic Development

BUD=Budget OC=Other EXS=Executive Session SPC=Special City Council Meeting CC=Council Only

DEPT	MEETING DATE	ITEMS	COUNCIL ACTION	CONSENT CALENDAR	COUNCIL or COMMITTEE	LEAD STAFF	NOTES
	10/27/2018	Special City Council Meeting					Saturday, 9:00 a.m.
CMO	10/27/2018	Truth in Taxation Hearing - 2018 Tax Levy Ordinances	O		CC	Desai	
CMO	10/27/2018	FY19 Budget/Equity Presentation	P/D		CC	Efion	
	10/29/2018	Special City Council					6:00 PM
CD	10/29/2018	Affordable Housing, Public Benefits from Planned Developments, Downtown Zoning	SPB		CC	Leonard	
CD	10/29/2018	Inclusionary Housing Ordinance	SPB		CC	Leonard	For Action
CMO	10/29/2018	2019 Budget Discussion	SPB		CC	Bobkiewicz	
	11/5/2018	Special City Council (Exec Session)			CC		6:00 PM
	11/5/2018	Human Services					7:30 PM
	11/12/2018	National Hunger & Homelessness Awareness Week, Nov 11-17	PR		CC	Mayor	
CMO	11/12/2018	Budget Discussion	SPB		CC	Bobkiewicz	
CMO	11/12/2018	Bills/Payroll	B	X	APW	Desai	
PWA	11/12/2018	AFSCME Uniform Purchase	B	X	APW	Stoneback	
PWA	11/12/2018	D202 Salt Agreement	B	X	APW	Stoneback	
PWA	11/12/2018	D65 Salt Agreement	B	X	APW	Stoneback	
PWA	11/12/2018	Water Treatment Chemical Purchase	B	X	APW	Stoneback	
PWA	11/12/2018	Directional Drilling Machine Purchase	B	X	APW	Stoneback	
CMO	11/12/2018	RFP - Snow Tow	B	X	APW	Desai / Nunez	
Admn Svcs	11/12/2018	Donation of Retired Ambulance	B	X	APW	Storlie	
PRCS	11/12/2018	Athletics RFP	B	X	APW	Heminway	
CMO	11/12/2018	MOU with FRCC/ Library / COE	R	X	APW	Storlie	
Legal	11/12/2018	Easement Agmt - 1815 Ridge	O		APW	Masoncup	For Intro
PWA	11/12/2018	Easement Agmt - 324 Dempster	O		APW	Stoneback	For Intro
PWA	11/12/2018	Water Rate Increase	O		CC	Stoneback	For Intro (11/19 for Action)
PWA	11/12/2018	Sewer Rate Decrease	O		CC	Stoneback	For Intro (11/19 For Action)
PWA	11/12/2018	Solid Waste Code Modification and Fee Increase	O		CC	Stoneback	For Intro (11/19 For Action)
CD	11/12/2018	Vacation Rental - 1918 Jackson	B		PD	Leonard	Held on 10/8 to next mtg
CD	11/12/2018	Transfer of NSP Properties	O		PD	Leonard	For Intro
CD	11/12/2018	1943 Sherman Ave - Zoning Relief - Single Family to 3-Family	O		PD	Leonard	For Intro
CD	11/12/2018	1571 Maple Adjustment to Planned Development	O		PD	Leonard	For Intro
CD	11/12/2018	2626 Reese Ave - Zoning Relief - Single Family Residence	O		PD	Leonard	For Intro

Evanston City Council Agenda Schedule - 2018 Dates

(PLEASE NOTE: Dates for dates and agenda items are tentative and subject to change.)

2018 Meeting Dates: Jan 8, Jan 16, Jan 22, Jan 29, Feb 12, Feb 19, Feb 26, Mar 12, Mar 19, Mar 26, Apr 9, Apr 16, Apr 23

May 14, May 21, May 29, Jun 11, Jun 18, Jun 25, Jul 9, Jul 16, Jul 23, Aug 13, Sept 10, Sept 17, Sept 24

Oct 8, Oct 15, Oct 22, Nov 12, Nov 19, Nov 26, Dec 10

B=Business of the City by Motion R=Resolution O=Ordinance

D=Discussion C=Communication P=Presentation A=Announcement PR=Proclamation SPB=Special Order Business

APW=Administration & Public Works PD=Planning & Development HS=Human Services EDC=Economic Development

BUD=Budget OC=Other EXS=Executive Session SPC=Special City Council Meeting CC=Council Only

DEPT	MEETING DATE	ITEMS	COUNCIL ACTION	CONSENT CALENDAR	COUNCIL or COMMITTEE	LEAD STAFF	NOTES
CD	11/12/2018	Special Use - Type 2 Restaurant and Drive Thru - McDonalds	O		PD	Leonard	For Intro
CMO	11/12/2018	Animal Welfare Amendments	O		Rules	Bobkiewicz	For Intro
CMO	11/12/2018	Dissolve Taxi Cab Advisory Board	O		Rules	Bobkiewicz	For Intro
CD	11/12/2018	Downtown Evanston 2019 Funding	B	X	ED	Leonard	
	11/12/2018	Exec Session - Work Comp			CC		
CMO	11/19/2018	2019 Budget & 2018 Tax Levy Adoption			CC	Bobkiewicz	
Fire	11/19/2018	Illinois State Fire Marshall Presentation and Award to City's ISO Class 1 Status	P		CC	Scott	
CMO	11/26/2018	Bills-Payroll	B	X	APW	Desai	
PRCS	11/26/2018	Tennis Contract	B	X	APW	Hemingway	
Admn Svcs	11/26/2018	Award 3rd Party Crossing Guard Services	B	X	APW	Storlie	
	12/3/2018	Rules (Calendar for 2019)					
	12/3/2018	Human Services					
CMO	12/10/2018	Bills/Payroll	B	X	APW	Desai	
PRCS	12/10/2018	Noyes leases	R		APW	Hemingway	
CD	12/10/2018	1815 Ridge/Oak Ave - Time Extension for Planned Develop.	O		PD	Leonard	For Intro
Council & Committee Meetings							
10/22/2018	6:00 PM	Administration & Public Works, and City Council					
10/24/2018	6:00 PM	Transportation and Parking Committee					
10/24/2018	7:30 PM	Economic Development Committee					
10/25/2018	5:30 PM	Emergency Telephone System Board					
10/25/2018	6:30 PM	Equity & Empowerment Commission					
10/27/2018	9:00 AM	Special City Council - Budget					
10/29/2018	6:00 PM	Special City Council - Affordable Housing & Budget					
11/1/2018	7:00 PM	Housing and Homeless Commission					
11/5/2018	6:00 PM	Special City Council (Closed Session)					
11/5/2018	7:30 PM	Human Services					
11/12/2018	6:00 PM	Administration & Public Works, Planning & Development and City Council					

Evanston City Council Agenda Schedule - 2018 Dates

(PLEASE NOTE: Dates for dates and agenda items are tentative and subject to change.)

2018 Meeting Dates: Jan 8, Jan 16, Jan 22, Jan 29, Feb 12, Feb 19, Feb 26, Mar 12, Mar 19, Mar 26, Apr 9, Apr 16, Apr 23

May 14, May 21, May 29, Jun 11, Jun 18, Jun 25, Jul 9, Jul 16, Jul 23, Aug 13, Sept 10, Sept 17, Sept 24

Oct 8, Oct 15, Oct 22, Nov 12, Nov 19, Nov 26, Dec 10

B=Business of the City by Motion R=Resolution O=Ordinance


D=Discussion C=Communication P=Presentation A=Announcement PR=Proclamation SPB=Special Order Business

APW=Administration & Public Works PD=Planning & Development HS=Human Services

EDC=Economic Development

BUD=Budget OC=Other EXS=Executive Session SPC=Special City Council Meeting CC=Council Only

DEPT	MEETING DATE	ITEMS	COUNCIL ACTION	CONSENT CALENDAR	COUNCIL or COMMITTEE	LEAD STAFF	NOTES
11/13/2018	7:00 PM	Housing & Community Development Act Committee					
DEFERRED	Date	Item	Action		Committee	Staff	
CD		Fines for bikes on sidewalks	O		APW	Bobkiewicz	
CMO		Amendment to PEHP Resolution	R		APW	Lyons	
Admin Serv		Title 9 City Code Amendments	O		CC	Farrar	(Introduced 1.27.14)
Law		Pedicabs	O		APW	Farrar	Tabled 3.9.15 (revisit 2016)
Law		Animal Welfare Board	O		R	Bobkiewicz	(for 2017)



Memorandum

To: Honorable Mayor and Members of the City Council

From: Hitesh Desai, Chief Financial Officer/Treasurer
Tammi Nunez, Purchasing Manager

Subject: MWEBE/LEP Compliance Tracking

Date: October 19, 2018

Attached please find the monthly Minority Women's Evanston Business Enterprise (MWEBE) and Local Employment Program (LEP) Compliance tracking report which is presented to the MWEBE Committee. This report tracks Bids and RFPs that can potentially have an MWEBE (25% goal) or LEP (15% requirement) component on a monthly basis. The final page also shows waivers that are granted and the rationale for those waivers.

When each of the attached projects goes to the City Council for approval, a MWEBE memo is attached explaining the process and compliance rate for the responses received. The attachment is a conglomeration of these individual memos.

If you have any questions, please contact Hitesh Desai (847-448-8082) or Tammi Nunez (847-448-8107).

2018 MWEBE Goal Compliant

Dept.	Date	RFP/Bid	Project Title/Evanston Work Hours	Total Bid Amt	Total Labor Cost / LEP Labor Cost	% MWEBE	Name of MWEBE	M BE	W BE	E BE	D BE	Subcontract Amount
PWA	1/22/2018	Bid 18-05	Asbestos Abatement at 721-723 Howard Str	\$38,000.00	-		Cove Remediation					
						10%	Abatement Materials	X				\$3,800.00
						5%	DisposAll Waste Services		X			\$1,900.00
						13%	Camow, Conibear & Assoc.		X			\$4,900.00
	January Total			\$38,000.00								\$10,600.00
	Total to Date			\$38,000.00		28%		1	2	0	0	\$10,600.00
PWA	2/12/2018	Bid 17-60	Howard Street Theatre Construction Svs	\$1,385,469.00	-		Structures Construction (LEP Eligible)					
						15.6%	Windy City Heating & Cooling	X				\$216,925.00
						7.2%	Evergreen Supply Company		X			\$100,000.00
						.8%	Kedmont Waterproofing Company		X			\$11,212.50
						2.5%	Central Rug & Flooring			X		\$35,750.00
PWA	2/12/2018	RFP 17-58	West Filter Plant Study	\$126,033.00	-		Carollo Engineers					
						9.1%	Environmental Design Int'l	X				\$11,470.00
						16.2%	McGuire Igleski & Associates			X		\$20,400.00
PWA	2/26/2018	Bid 18-06	Lovlace Park Pond Rehab	\$107,000.00	-		Sumit Construction					
						100%	Sumit Construction	X				\$107,000.00
PWA	2/26/2018	Bid 18-02	Service Center Parking Deck Restoration	\$506,074.00	\$136,960 /\$20,544		Monson Nicolas Inc. (LEP Eligible)					
PWA	2/26/2018	RFP 17-57	Rbt Crwn Comm Ctr - Constr Mgr Svs	\$41,510.00	-		Bulley & Andrews					
						25%	The Bowa Group	X				\$41,510.00
	February Total			\$2,166,086.00								\$544,267.50
	Total to Date			\$2,204,086.00		25%		4	4	2	0	\$554,867.50

Dept.	Date	RFP/Bid	Project Title/Evanston Work Hours	Total Bid Amt	Total Labor Cost / LEP Labor Cost	% MWEBE	Name of MWEBE	M BE	W BE	E BE	D BE	Subcontract Amount
PWA	4/9/2018	Biid 18-14	2018 50/50 Sidewalk Replacement Proj	\$211,000.00	-		Schroeder & Schroeder Inc.					
						27%	Ozinga Ready Mix Concrete			X		\$57,000.00
PWA	4/9/2018	RFP 18-01	Pavement Condition Evaluation	\$206,720.00	-		Infrastructure Management Services					
						5%	Barricade Lites, Inc.	X				\$10,336.00
PWA	4/23/2018	Bid 18-10	2018 Water Main Improvements & Resurf	\$2,410,717.00	\$200,000/\$30,000		Bolder Construction (LEP Eligible)					
						1.5%	Ozinga Ready Mix Concrete			X		\$35,000.00
						6.2%	JG Demo Inc	X				\$150,000.00
						8.2%	Chicagoland Truckin' Inc.	X				\$200,000.00
						9.1%	R A Seaton Contractor Services		X			\$220,000.00
PWA	4/23/2018	Bid 18-15	Emerson Street Wholesale Water Meter Construction	\$1,162,000.00	-		Bolder Construction (LEP Eligible)					
						1.6%	Ozinga Ready Mix Concrete			X		\$15,000.00
						3.4%	Chicagoland Truckin' Inc.	X				\$40,000.00
						20.4%	R A Seaton Contractor Services		X			\$238,000.00
April Total				\$3,990,437.00								\$965,336.00
Total to Date				\$6,194,523.00		24.5%		8	6	5		\$1,520,203.50
PWA	5/29/2018	Bid 18-19	2018 Motor Fuel Tax (MFT) Street Resurfacing	\$1,022,639.20	-		J.A. Johnson (state funds, not LEP eligible)					
						7.4%	Galaxy Underground Inc.		X			\$75,848.00
						1%	Alzate Trucking		X			\$9,500.00
						6.3%	Ozinga Ready Mix Concrete			X		\$65,000.00
						1%	Hawek Enterprises, Inc.		X			\$10,248.00
						1%	Precision Pavement Markings	X				\$10,950.00
PWA	5/29/2018	Bid 18-25	Steel Fabrication	\$891,000.00	\$155,000/\$23,250		Kovilic Construction (LEP Eligible)					
						24%	Thornton Rave Steel	X				\$215,000.00
May Total				\$1,913,639.20								\$386,546.00

Dept.	Date	RFP/Bid	Project Title/Evanston Work Hours	Total Bid Amt	Total Labor Cost / LEP Labor Cost	% MWEBE	Name of MWEBE	M BE	W BE	E BE	D BE	Subcontract Amount
Total to Date				\$8,108,162.20		23.5%		10	9	6		\$1,906,749.50
PWA	6/25/2018	No Bid #	Fire Station #2 Roof Replacement	\$234,057.00			Garland / DBS					
						3.8%	Futurity 19 Inc		X			\$8,990.00
						8%	Garth Building Products	X				\$19,000.00
PWA	6/25/2018	RFQ 16-08	Engineering Services Agr Central Street Bridge	\$519,592.61			Stanley Consultants, Inc.					
						18.5%	Environmental Design Int'l	X				\$96,148.00
						5%	Santacruz Land Acquisitions	X				\$27,750.00
PWA	6/25/2018	RFP 18-26	Survey Benchmark Update	\$49,447.42			American Surveying & Engineering (M)*					
Jun Total				\$803,097.03								\$201,335.42
Total to Date				\$8,911,259.23		23.5%		14*	10	6		\$2,108,084.92
PWA	7/9/2018	RFQ 18-07	Civic Center HVAC Architectural / Eng Svs	\$47,330.00			Grumman / Butkus Associates (E)**					
Jul Total				\$47,330.00								\$47,330.00
Total to Date				\$8,958,589.23		24%		14*	10	7**		\$2,155,414.92
PWA	8/13/2018	Bid 18-34	2018 Alley & Str Improvement Proj	\$847,761.30			Capitol Cement Company (federal funds, not LEP eligible)					
						13%	Ozinga Ready Mix Concrete			X		\$110,000.00
						1%	Turf Care Landscaping			X		\$9,000.00
						1%	Work Safety Zone		X			\$8,400.00
						1%	Petromex Inc.	X				\$8,000.00
						10%	J. Jasso Trucking	X				\$83,250.00
PWA	8/13/2018	Bid 18-37	Noyes Hallway & Common Area Improv	\$199,145.00			Bodala LLC DBA Central Rug and Carpet (E)**					
PWA	8/13/2018	RFQ 16-75	Engin Svs Howard Street Corridor Improv	\$600,000.00			Christopher B. Burke Engineering					
						13.2%	Atlamanu Inc		X			\$79,499.58
						1.9%	GSG Consultants	X				\$11,500.00


Dept.	Date	RFP/Bid	Project Title/Evanston Work Hours	Total Bid Amt	Total Labor Cost / LEP Labor Cost	% MWEBE	Name of MWEBE	M BE	W BE	E BE	D BE	Subcontract Amount
PWA	8/13/2018	RFP 18-18	Water Quality Lab Expansion	\$182,025.00			McGuire Igeski & Associates (E)**					
Aug Total				\$1,828,931.30								\$690,819.58
Total to Date				\$10,787,520.53		26.3%		17	12	11**		\$2,846,234.50
LIB	9/12/2018	Bid 18-38	Main Library Weatherproofing	\$538,800.00			Reliable & Associates, Inc.					
						26.6%	Benton Construction		X			\$143,780.00
						5.5%	Gonzalez Iron Works	X				\$29,843.00
PWA	9/12/2018	RFP 18-32	Garden Park Renovations	\$74,465.96			Teska Associates, Inc.					
						58.5%	Teska Associates			X		\$43,560.00
						38.1%	Christopher Burke Engineering			X		\$28,405.96
						3.4%	Construction & Geotech Materials	X				\$2,500.00
Sep Total				\$613,265.96								\$248,088.96
Total to Date				\$11,400,786.49		27.1%		19	13	13		\$3,094,323.46

LEP Penalty Total 2013-2015	Yr to Date 2016	Yr to Date 2017	Total
\$64,096.00	\$16,005.21	\$4,969.05	\$85,070.26

M/W/EBE Tacking Report Legend
- PWA Public Works Agency
- ADM Administration
- HLT Health
- IT Information Technology
- CED Com Econ Dev
- LIB Library
- CMO City Manager's Office

2018 MWEBE Goal Waived

Dept.	Date	RFP/Bid #	Base Bid Amount	Project Title	Company	Reason Waived
PWA	2/12/2018	Bid 18-03	\$38,000.00	2018 Sewer Flow Monitoring	ADS Environmental Services (Huntsville, AL)	Precludes Subcontracting Opportunities
PWA	3/19/2018	RFP 18-04	\$32,569.00	Business District Planters & Landscape Improv	Herrera Landscape Snow Removal (Evanston, IL)	Minority Contractor will Perform 100% of the work
PWA	4/23/2018	Bid 18-16	\$249,439.00	2018 CIPP Sewer Rehab Contract A	Insituform Technologies (Chesterfield, MO)	Precludes Subcontracting Opportunities
CMO	5/29/2018	RFP 18-12	\$15,000.00	Vending Machine Services	Mark Vend Services (Northbrook, IL)	Precludes Subcontracting Opportunities
CMO	6/25/2018	Bid 18-29	\$80,500.00	Water Production Door Renov	CCDS (Morton Grove, IL)	Precludes Subcontracting Opportunities
CMO	6/25/2018	Bid 18-17	\$377,000.00	South Standpipe Pump Station	MAG Construction (Highland Park, IL)	Precludes Subcontracting Opportunities
CMO	7/9/2018	RFP 18-24	\$53,575.00	Citywide Arc Flash Program	Lewellyn Technology (Indianapolis, IN)	Precludes Subcontracting Opportunities
ADM	7/30/2018	RFP 18-35	\$24,997.00	Community Review Services	Hillard Heintze (Chicago, IL)	Precludes Subcontracting Opportunities
		Aug To Date	\$871,080.00			



Memorandum

To: Wally Bobkiewicz, City Manager

From: Hitesh Desai, CFO/City Treasurer
Kate Lewis-Lakin, Senior Management Analyst

Subject: September 2018 Monthly Financial Report

Date: October 16, 2018

Please find attached the unaudited financial statements as of September 30, 2018. A summary by fund for revenues, expenditures, fund and cash balances is as follows:

Fund	Fund Description	YTD Revenues	YTD Expenses	YTD Net	Fund Balance	Cash Balance
100	GENERAL FUND	91,218,748	87,511,594	3,707,154	16,923,253	10,763,842
175	GENERAL ASSISTANCE FUND	921,191	699,436	221,756	866,255	866,255
176	HEALTH AND HUMAN SERVICES	644,149	665,209	(21,060)	(31,875)	(31,876)
180	GOOD NEIGHBOR FUND	2,146	750,214	(748,068)	(746,184)	253,816
185	LIBRARY FUND	7,068,255	4,884,667	2,183,587	3,225,891	3,167,962
186	LIBRARY DEBT SERVICE FUND	333,896	63,311	270,585	274,674	274,674
187	LIBRARY CAPITAL IMPROVEMENT	2,157,728	1,289,015	868,713	1,177,112	1,177,112
195	NEIGHBORHOOD STABILIZATION	33,340	29,241	4,099	4,099	92,774
200	MOTOR FUEL TAX FUND	1,466,787	1,843,493	(376,706)	1,997,024	1,831,020
205	EMERGENCY TELEPHONE (E911)	1,067,669	686,539	381,130	563,126	253,077
210	SPECIAL SERVICE AREA (SSA) #4	341,959	185,000	156,959	(41,835)	(41,836)
215	CDBG FUND	444,921	492,436	(47,515)	16,592	16,592
220	CDBG LOAN FUND	93,013	109,247	(16,234)	236,378	236,378
235	NEIGHBORHOOD IMPROVEMENT	616	84	532	170,703	170,703
240	HOME FUND	200,840	196,977	3,863	13,140	13,140
250	AFFORDABLE HOUSING FUND	111,863	172,771	(60,909)	1,415,635	1,420,052
300	WASHINGTON NATIONAL TIF	5,722,724	5,379,616	343,108	5,605,652	5,684,571
320	DEBT SERVICE FUND	20,449,714	9,115,583	11,334,131	11,575,912	11,651,781
330	HOWARD-RIDGE TIF FUND	4,284,659	1,731,106	2,553,553	2,800,931	2,803,201
335	WEST EVANSTON TIF FUND	225,764	38,735	187,029	619,795	628,117
340	DEMPSTER-DODGE TIF FUND	136,937	75,630	61,307	55,298	55,298
345	CHICAGO-MAIN TIF	219,368	109,087	110,282	171,475	171,475
350	SPECIAL SERVICE AREA (SSA) #6	113,726	-	113,726	115,933	115,933
415	CAPITAL IMPROVEMENTS FUND	15,331,693	9,806,609	5,525,085	14,283,558	15,410,087
416	CROWN CONSTRUCTION FUND	26,907,879	2,814,532	24,093,346	24,634,207	24,634,207
420	SPECIAL ASSESSMENT FUND	455,307	743,560	(288,253)	2,709,447	2,705,910
505	PARKING SYSTEM FUND	8,188,025	5,678,695	2,509,329	7,220,030	7,136,275
510	WATER FUND	18,291,230	13,301,591	4,989,639	11,552,434	9,306,448
515	SEWER FUND	11,392,295	9,806,350	1,585,945	5,623,700	3,262,200
520	SOLID WASTE FUND	3,834,178	3,240,147	594,032	(467,934)	(986,220)
600	FLEET SERVICES FUND	2,257,841	2,347,635	(89,795)	251,548	(529,611)
601	EQUIPMENT REPLACEMENT FUND	1,043,316	1,041,540	1,776	851,295	851,294
605	INSURANCE FUND	13,531,434	16,519,820	(2,988,386)	(7,326,891)	(4,516,496)
		238,493,208	181,329,469	57,163,739	106,340,377	98,848,156

Included above are the ending balances as of September 30, 2018 for both unreserved fund and cash balances. Of these two amounts, cash balance is the more meaningful metric since this represents liquid cash and/or invested assets which can be used (or easily sold) to support and fund current operations. While ending fund balance is also an important measurement of the City's financial health, it usually includes illiquid assets or future cash receipts or disbursements such as receivables (including property tax) due to the City and accounts payable/accrued expenses.

As of September 30, 2018, the General Fund is reporting a net surplus of \$3,707,154. The fund balance in the General Fund is \$16,923,253 with a cash balance of \$10,763,842. The attached financials show the General Fund Revenues at 79.4% of budget and expenses at 76.6%. Fund and cash balances had increased during summer primarily because of the receipt of the second installment of property taxes. To date, the General Fund has received 97.3% of property tax revenue for the year.

Through September 30, 2018, the Health and Human Services Fund is showing a negative fund and cash balance of \$31,875.

Through September 30, 2018, the Good Neighbor Fund is showing a negative fund balance of \$746,184. This is because the revenue to this fund from Northwestern University is not received until later in the year. Transfers to other funds from the Good Neighbor Fund are made monthly to cover expenses throughout the year on designated projects.

Through September 30, 2018, the SSA #4 Fund is showing a negative fund and cash balance of \$41,835.

Through September 30, 2018, the Capital Fund is showing a fund balance of \$14,283,558 and a cash balance of \$15,410,087. The fund continues to spend down balances from the 2017A General Obligation Bonds that were received in October 2017. Proceeds from the 2018B General Obligation Bonds were received in August, increasing fund and cash balances.

Through September 30, 2018, the Crown Construction fund is showing a fund and cash balance of \$24,634,207. Proceeds from the 2018A General Obligation Bonds were received in August, increasing fund and cash balances.

Through September 30, 2018, the enterprise funds (Parking, Water, and Sewer) continue to spend down fund balance for capital projects.

As seen in the Water Fund, Evanston bills the Village of Skokie at a rate of \$2.06 per 1,000 gallons. Skokie is currently paying \$0.78 per 1,000 gallons. This issue is being challenged in court.

Through September 30, 2018, the Solid Waste Fund has a negative fund balance of \$467,934 and a negative cash balance of \$986,220. The Solid Waste Fund is receiving

property tax revenue for the first time in 2018, and has received \$410,000 in Property Taxes to date.

Through September 30, 2018, the Insurance Fund is showing a negative fund balance of \$7,326,891 and a negative cash balance of \$4,516,496. Fund balance is lower than cash balance due to accrued liabilities for pending litigation.

If there are any questions on the attached report, please contact me by phone at (847) 448-8082 or by email: hdesai@cityofevanston.org. Detailed fund summary reports can be found at: <http://www.cityofevanston.org/city-budget/financial-reports/>.

CERTIFICATION OF ATTACHED FINANCIAL REPORTS

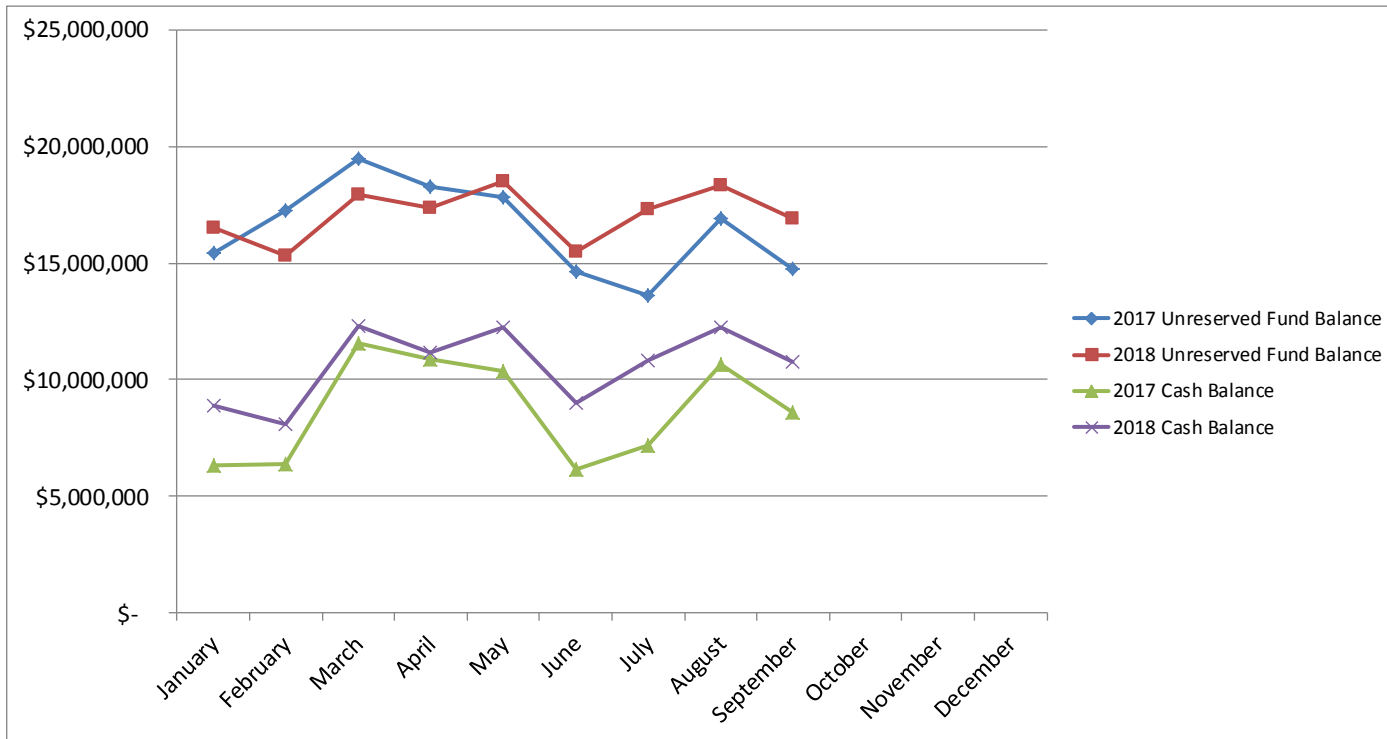
As required per Illinois Statute 65 ILCS 5/3.1-35-45 I, Hitesh Desai, Treasurer of the City of Evanston, hereby affirm that I have reviewed the September 30, 2018 year-to-date financial information and reports which to the best of my knowledge appear accurate and complete.



Hitesh Desai, Treasurer

2017 v 2018 Fund and Cash Balance-- General Fund

	January	February	March	April	May	June	July	August	September
2017 Unreserved Fund Balance	\$ 15,453,984	\$ 17,244,431	\$ 19,450,955	\$ 18,292,843	\$ 17,839,404	\$ 14,612,957	\$ 13,603,487	\$ 16,910,096	\$ 14,723,355
2018 Unreserved Fund Balance	\$ 16,512,558	\$ 15,306,742	\$ 17,933,253	\$ 17,384,626	\$ 18,479,429	\$ 15,488,721	\$ 17,279,434	\$ 18,345,522	\$ 16,923,253
2017 Cash Balance	\$ 6,338,271	\$ 6,393,110	\$ 11,561,044	\$ 10,901,398	\$ 10,376,936	\$ 6,169,276	\$ 7,179,518	\$ 10,652,102	\$ 8,595,629
2018 Cash Balance	\$ 8,905,448	\$ 8,120,225	\$ 12,288,418	\$ 11,184,339	\$ 12,226,888	\$ 9,006,016	\$ 10,816,697	\$ 12,252,460	\$ 10,763,842



September 2018

Through 09/30/18

Classification	2018 Budget	September 2018	YTD 2018	%	2017 Actuals
Fund 100 - GENERAL FUND					
REVENUE					
Property Taxes	28,849,196	50,442	27,882,902	96.7%	28,294,363
Other Taxes	49,742,274	3,903,029	36,912,925	74.2%	46,951,377
Licenses, Permits and Fees	12,397,400	416,373	7,676,313	61.9%	13,357,911
Fines and Forfeitures	3,882,500	300,837	2,791,365	71.9%	3,467,694
Charges for Services	10,077,550	628,415	8,107,604	80.5%	8,754,025
Interfund Transfers	7,748,417	618,143	5,563,284	71.8%	11,586,943
Intergovernmental Revenue	793,100	70,213	1,002,903	126.5%	1,234,749
Other Revenue	1,300,217	84,677	1,226,214	94.3%	1,858,106
Interest Income	50,100	9,511	55,238	110.3%	38,544
REVENUE TOTALS	114,840,754	6,081,640	91,218,748	79.4%	115,543,711
EXPENSE					
CITY COUNCIL	492,806	43,963	402,126	81.6%	498,172
CITY CLERK	191,784	17,621	155,729	81.2%	251,193
CITY MANAGER'S OFFICE	7,540,597	582,645	5,207,278	69.1%	7,539,496
LAW	736,346	37,807	486,456	66.1%	772,045
ADMINISTRATIVE SERVICES	9,075,303	634,518	6,464,946	71.2%	9,314,164
COMMUNITY DEVELOPMENT	3,614,774	348,686	2,417,508	66.9%	2,592,984
POLICE	38,391,099	2,119,505	30,677,563	79.9%	39,067,047
FIRE MGMT & SUPPORT	23,934,390	1,321,621	20,014,528	83.6%	24,355,551
HEALTH	3,697,529	254,813	2,323,960	62.9%	3,071,334
PARKS, REC. AND COMMUNITY SERV.	11,955,812	1,140,611	9,730,193	81.4%	12,479,438
PUBLIC WORKS AGENCY	14,607,356	1,002,118	9,631,307	65.9%	13,983,314
EXPENSE TOTALS	114,237,796	7,503,908	87,511,595	76.6%	113,924,739
Fund 100 - GENERAL FUND Totals					
REVENUE TOTALS	114,840,754	6,081,640	91,218,748	79.4%	115,543,711
EXPENSE TOTALS	114,237,796	7,503,908	87,511,595	76.6%	113,924,739
Fund 100 - GENERAL FUND Totals	602,958	(1,422,269)	3,707,154		1,618,972

September 2018

Through 09/30/18

Classification	2018 Budget	September 2018	YTD 2018	%	2017 Actuals
Fund 505 - PARKING SYSTEM FUND					
REVENUE					
Licenses, Permits and Fees	-	105	2,248	-	1,900
Charges for Services	6,676,575	515,866	4,724,176	70.8%	6,303,624
Interfund Transfers	4,217,040	347,253	3,125,280	74.1%	4,120,636
Intergovernmental Revenue	12,125	-	-	0.0%	-
Other Revenue	193,316	26,904	264,322	136.7%	253,523
Interest Income	35,070	12,918	71,999	205.3%	62,067
REVENUE TOTALS	11,134,126	903,045	8,188,025	73.5%	10,741,750
EXPENSE					
Salary and Benefits	1,849,028	137,287	1,265,342	68.4%	1,675,404
Services and Supplies	3,451,775	472,259	2,729,589	79.1%	3,172,070
Capital Outlay	2,450,000	6,803	200,976	8.2%	280,311
Insurance and Other Chargebacks	319,648	26,637	239,736	75.0%	319,648
Depreciation Expense	-	-	-	-	2,561,771
Contingencies	11,000	-	-	0.0%	4,246
Debt Service	3,070,625	-	53,131	1.7%	267,734
Miscellaneous	304,000	6,875	109,609	36.1%	267,436
Interfund Transfers	1,440,417	120,035	1,080,313	75.0%	1,584,683
EXPENSE TOTALS	12,896,493	769,895	5,678,695	44.0%	10,133,302
Fund 505 - PARKING SYSTEM FUND					
REVENUE TOTALS	11,134,126	903,045	8,188,025	73.5%	10,741,750
EXPENSE TOTALS	12,896,493	769,895	5,678,695	44.0%	10,133,302
Fund 505 - PARKING SYSTEM FUND	(1,762,367)	133,150	2,509,329		608,448

September 2018

Through 09/30/18

Classification	2018 Budget	September 2018	YTD 2018	%	2017 Actuals
Fund 510-513 - WATER FUND					
REVENUE					
Licenses, Permits and Fees	70,000	4,543	43,471	62.1%	86,063
Charges for Services	18,267,000	1,336,032	12,357,110	67.6%	17,255,947
Other Revenue	27,333,656	552,249	5,739,494	21.0%	294,812
Interest Income	25,000	28,917	151,154	604.6%	35,784
REVENUE TOTALS	45,695,656	1,921,741	18,291,230	40.0%	17,672,605
EXPENSE					
Salary and Benefits	5,614,331	449,207	3,974,213	70.8%	5,958,873
Services and Supplies	4,655,410	518,511	2,452,151	52.7%	2,528,863
Capital Outlay	29,346,200	690,846	3,296,757	11.2%	(192,124)
Insurance and Other Chargebacks	468,492	39,041	351,369	75.0%	468,492
Depreciation Expense	-	-	-	-	2,470,280
Contingencies	1,000	-	-	0.0%	-
Debt Service	1,960,760	-	465,369	23.7%	717,388
Miscellaneous	15,000	-	-	0.0%	2
Interfund Transfers	3,602,313	306,859	2,761,732	76.7%	6,327,314
EXPENSE TOTALS	45,663,506	2,004,464	13,301,591	29.1%	18,279,088
Fund 510 - WATER FUND Totals					
REVENUE TOTALS	45,695,656	1,921,741	18,291,230	40.0%	17,672,605
EXPENSE TOTALS	45,663,506	2,004,464	13,301,591	29.1%	18,279,088
Fund 510 - WATER FUND Totals	32,150	(82,723)	4,989,639		(606,483)

September 2018


Through 09/30/18

Classification	2018 Budget	September 2018	YTD 2018	%	2017 Actuals
Fund 515 - SEWER FUND					
REVENUE					
Charges for Services	12,589,650	755,841	9,497,347	75.4%	12,477,657
Other Revenue	2,104,000	364,076	1,868,230	88.8%	14,870
Interest Income	5,000	3,965	26,718	534.4%	16,023
REVENUE TOTALS	14,698,650	1,123,881	11,392,295	77.5%	12,508,550
EXPENSE					
Salary and Benefits	1,274,709	115,760	957,912	75.1%	1,313,154
Services and Supplies	2,558,630	196,900	283,374	11.1%	88,677
Capital Outlay	2,181,300	23,767	729,275	33.4%	16,941
Insurance and Other Chargebacks	269,988	22,499	202,491	75.0%	269,988
Depreciation Expense	-	-	-	-	3,530,787
Debt Service	7,540,066	1,056,049	6,889,540	91.4%	1,143,643
Miscellaneous	1,500	-	-	0.0%	-
Interfund Transfers	991,677	82,640	743,758	75.0%	1,141,676
EXPENSE TOTALS	14,817,870	1,497,615	9,806,350	66.2%	7,504,867
Fund 515 - SEWER FUND Totals					
REVENUE TOTALS	14,698,650	1,123,881	11,392,295	77.5%	12,508,550
EXPENSE TOTALS	14,817,870	1,497,615	9,806,350	66.2%	7,504,867
Fund 515 - SEWER FUND Totals	(119,220)	(373,734)	1,585,945		5,003,683

September 2018

Through 09/30/18

Classification	2018 Budget	September 2018	YTD 2018	%	2017 Actuals
Fund 520 - SOLID WASTE FUND					
REVENUE					
Property Taxes	410,000	-	410,000	100.0%	-
Licenses, Permits and Fees	375,000	29,688	198,031	52.8%	329,039
Charges for Services	3,732,394	273,816	2,609,312	69.9%	3,699,121
Interfund Transfers	705,967	58,831	529,475	75.0%	755,967
Other Revenue	38,000	1,478	87,360	229.9%	33,348
REVENUE TOTALS	5,261,361	363,811	3,834,178	72.9%	4,817,475
EXPENSE					
Salary and Benefits	993,616	75,915	693,245	69.8%	890,220
Services and Supplies	3,488,676	315,199	2,289,306	65.6%	3,482,141
Capital Outlay	275,750	1,491	11,472	4.2%	24,635
Debt Service	21,797	-	665	3.1%	1,797
Miscellaneous	7,500	-	3,688	49.2%	3,057
Interfund Transfers	322,362	26,864	241,772	75.0%	504,807
EXPENSE TOTALS	5,109,701	419,468	3,240,147	63.4%	4,906,657
Fund 520 - SOLID WASTE					
REVENUE TOTALS	5,261,361	363,811	3,834,178	72.9%	4,817,475
EXPENSE TOTALS	5,109,701	419,468	3,240,147	63.4%	4,906,657
Fund 520 - SOLID WASTE	151,660	(55,657)	594,032		(89,182)



Memorandum

To: Honorable Mayor and Members of the City Council
From: Scott Mangum, Planning and Zoning Administrator
Subject: Weekly Zoning Report
Date: October 17, 2018

Enclosed is the weekly report of zoning applications received and pending. The report, organized by ward, includes the property address, zoning district, the type of application submitted, a description of the project, date received, and current status.

Please contact me at (847) 448-8675 or smangum@cityofevanston.org if you have any questions or need additional information.

Zoning Weekly Update

Cases Received and Pending, October 11, 2018 - October 17, 2018

Backlog (business days received until reviewed): 23

Volume (number of cases pending staff review): 43

Zoning Reviews

Ward	Property Address	Zoning	Type	Project Description	Received	Status
1	1943 Sherman Avenue	R5	Building Permit	Convert SFR to 3-flat	07/26/17	pending P&D 11/12/18
1	1621-1631 Chicago Avenue	D4	Zoning Analysis	New 13-story, 156 dwellings, 4,000 sf of retail, sub-grade parking (The Legacy Planned Development)	05/08/18	non-compliant, pending revisions from the applicant and/or planned development application
1	1714 Hinman Avenue	R4	Building Permit	Parking lot	07/16/18	pending revisions from the applicant
1	817 University Pl	C1	Building Permit	Interior Renovation + Deck	9/20/2018	pending DAPR
1	2215 Orrington Avenue	R1	Building Permit	2-story rear addition	10/5/18	pending staff review
2	2125 Dempster Street	I2	Building Permit	1-story addition to connect two buildings (U-Haul)	10/30/17	non-compliant, pending plat of subdivision and major variation applications
2	1815 Ridge/Oak Avenue	D4	Building Permit	Foundation permit for new 10-story senior living residential building with 163 dwelling units, 67 parking spaces (1815 Ridge/Oak Avenue Planned Development)	04/03/18	pending minor adjustment to the PD, DAPR
2	1130 Fowler Avenue	R2	Building Permit	Construct patio at SFR	04/16/18	pending additional information from the applicant
2	2312 Greenleaf Street	R2	Building Permit	Second story addition	06/11/18	non-compliant, pending revisions from the applicant
2	1418 Darrow Ave	R3	Building Permit	New Car Port	9/26/2018	pending additional information from the applicant
2	1413 Florence Avenue	R2	Building Permit	Interior remodel and 2-story addition	10/01/18	pending staff review
2	912 Grey Avenue	R1	Building Permit	Install solar panels to roof	10/03/18	pending staff review
2	2020 Greenwood Street	I2	Zoning Analysis	Zoning verification letter (Evanston Self Storage)	10/05/18	pending staff review
2	1222 Pitner Avenue	R2	Building Permit	Basement remodel	10/10/18	pending staff review
2	1434 Dewey Avenue	R2	Building Permit	New SFR	10/10/18	pending staff review
2	1742 Asbury Avenue	R1	Building Permit	Replace back stairs, replace concrete pad and patio	10/10/18	pending staff review
2	1522 Greenwood Street	R3	Building Permit	Exterior and interior remodel, new garage	10/12/18	pending staff review
3	925 Edgemere Court	R1	Building Permit	Revetment maintenance	03/12/18	additional information submitted, pending staff review
3	925 Edgemere Court	R1	Building Permit	Replace driveway, add columns, gates, fence and extra parking	06/11/18	non-compliant, pending revisions from the applicant
3	220 Kedzie Street	R1	Zoning Analysis	Remove existing front porch, construct new front porch	09/17/18	pending staff review
3	515 Main Street	C1a	Building Permit	Replace existing antennas	10/04/18	pending staff review
3	524 Main Street	C1a	Building Permit	Interior renovation	10/08/18	pending staff review
4	1459-1463 Elmwood Avenue	D1	Building Permit	Addition of 1 apartment on 2nd floor, new covered entry (revisions)	09/22/17	pending revisions from the applicant
4	1555 Oak Avenue	R6	Building Permit	Remodel of 52-units (King Home)	01/30/18	pending additional information and revisions from the applicant

4	1555 Oak Avenue	R6	Building Permit	Addition of 19 parking spaces, curbing (King Home)	05/03/18	pending additional information and revisions from the applicant
4	1121 Main Street	R1	Building Permit	Expand driveway	05/15/18	non-compliant, pending revisions from the applicant
4	910 Custer Avenue	MUE	Zoning Analysis	New 7 buildings, 40 attached multi-family/townhomes (Planned Development)	05/17/18	non-compliant, pending revisions from the applicant
4	727 Main Street	B2/oDM	Zoning Analysis	New 6-story, mixed-use building with 40 dwelling units, ground floor retail (Planned Development)	05/17/18	non-compliant, pending revisions from the applicant
4	1403 Wilder Street	R1	Building Permit	New paver walk and parking pad	09/13/18	pending additional information from the applicant
4	1211 Ridge Avenue	R1	Zoning Analysis	Subdivide property into 2 lots	09/14/18	pending staff review
4	1019 Florence Avenue	R3	Building Permit	New garage with accessory dwelling above (coach house)	10/02/18	pending staff review
4	1308 Elmwood Avenue	R5	Zoning Analysis	1-story addition with roof top deck	10/08/18	pending staff review
5	1829 Simpson Street	B1	Building Permit	Construct new commercial building for restaurant (Lenny & Lambs)	03/15/18	pending DAPR
5	1932 Jackson Avenue	R5	Building Permit	Rehab existing home, construct 2-car garage	08/30/18	non-compliant, pending revisions from the applicant
5	1413 Emerson St	R5	Zoning Analysis	5-Story, 24 Dwelling Units, 36 Parking Spaces For New Residential Condo Building 1413-1425 Emerson Street	9/21/2018	pending staff review
5	1917 Jackson Ave	R5	Zoning Analysis	5-Story, 20 Dwelling Units, 30 Parking Spaces For New Residential Condo Building 1917-1925 Jackson Ave	9/21/2018	pending staff review
5	1815 Dodge Ave	R4	Building Permit	Construction Of 3 New Townhomes.	9/26/2018	pending staff review
5	1813 Laurel Avenue	R2	Building Permit	New SFR and detached garage	09/28/18	pending staff review
5	1815 Laurel Avenue	R2	Building Permit	New SFR and detached garage	09/28/18	pending staff review
6	2501 Ridgeway Avenue	R1	Building Permit	Patio renovation	05/14/18	pending additional information from the applicant
6	2305 Lincolnwood Drive	R1	Building Permit	Replace and enlarge driveway, replace steps	06/22/18	pending additional information from the applicant
6	3121 Hartzell Street	R1	Building Permit	Addition, new garage and new deck	06/28/18	non-compliant, pending minor variation application
6	3233 Central Street	R4/ oCSC-1	Building Permit	New 2-story, 12-unit multi-family residential building with 1-story 16 car garage	07/09/18	pending additional information
6	2735 Colfax Street	R1	Building Permit	Replace deck with covered porch, construct new fireplace	08/01/18	non-compliant, pending revisions from applicant
6	2736 Payne Street	R1	Building Permit	Renovation of SFR	09/05/18	pending staff review
6	2414 Hartzell Street	R1	Building Permit	New detached garage	09/14/18	pending additional information from the applicant
6	2419 Cowper Ave	R1	Building Permit	New Residence And Garage.	9/20/2018	pending staff review
6	2732 Lawndale Ave	R1	Building Permit	New Detached Garage.	9/24/2018	pending staff review
6	2955 Colfax Street	R1	Building Permit	Deck replacement	10/02/18	pending staff review
6	2303 Thayer Street	R1	Building Permit	Addition and interior renovation	10/05/18	pending staff review
7	2342 Ridge Avenue	R1	Building Permit	Extend driveway	03/16/18	non-compliant, pending revisions or variation application
7	2207 Grant Street	R1	Building Permit	New SFR	09/10/18	pending additional information from the applicant

7	2252 Ridge Avenue	R1	Building Permit	Terrace, seatwall, stepping stone path	09/14/18	pending additional information from the applicant
7	2648 Sheridan Road	R1	Building Permit	New SFR	09/17/18	pending additional information from the applicant
7	2658 Sheridan Road	R1	Building Permit	New driveway off Sheridan Road	09/17/18	non-compliant, pending revision from the applicant
7	2650 Sheridan Road	R1	Building Permit	New driveway off Sheridan Road	09/17/18	non-compliant, pending revision from the applicant
7	2007 Lincoln Street	R1	Building Permit	New parking and basketball area with pavers to SFR	09/28/18	pending staff review
7	2115 Lincoln Street	R1	Building Permit	Install patio in front yard	09/28/18	pending staff review
7	2010 Hawthorne Lane	R1	Building Permit	Coach house	10/02/18	pending staff review
7	2323 Grey Avenue	R1	Building Permit	Basement remodel	10/03/18	pending staff review
7	2200 Campus Drive	U3	Building Permit	Interior remodel (Pencoe Bldg. - NU)	10/04/18	pending staff review
7	1501 Central Street	U3	Building Permit	Replace existing antennas (Welsh-Ryan Stadium - NU)	10/04/18	pending staff review
7	2112 Colfax Street	R1	Building Permit	Interior remodel	10/10/18	pending staff review
7	2125 Noyes Street	R1	Building Permit	Replace porch floor, stairs and railing	10/10/18	pending staff review
7	2651 Sheridan Road	R1	Building Permit	1st and 2nd floor additions, interior remodel	10/11/18	pending staff review
7	1833 Lincoln Street	R5	Building Permit	New deck	10/11/18	pending staff review
7	2877 Sheridan Place	R1	Zoning Analysis	Convert screened porch to 4-season room, addition to porch, cover patio for screened porch	10/15/18	pending staff review
7	555 Clark Street	U1	Building Permit	Remove TMAs and quadplexes, replace pipe mount, install radios, replace antennas and related equipment	10/16/18	pending staff review
8	525 Howard Street	B3	Building Permit	Parking lot improvement	05/01/18	pending DAPR
8	100 Chicago Ave	B3	Building Permit	New 5-Story Building With 26 Residential Units And First Floor Commercial Spaces With On Grade Parking For 31 Cars.	9/21/2018	pending staff review
8	1118 Harvard Terrace	R1	Building Permit	Addition to SFR	09/28/18	non-compliant, pending revision or variation application from the applicant
8	324 Sherman Avenue	R5	Building Permit	Paver patio	10/05/18	pending staff review
8	1106 Dobson Street	R2	Building Permit	Interior remodel	10/12/18	pending staff review
9	611 Ridge Avenue	R1	Building Permit	Rebuild detached garage	06/18/18	non-compliant, pending minor variation application
9	1121 Monroe Street	R2	Building Permit	2nd floor addition and rear deck	10/01/18	pending staff review
9	2425 Oakton Street	I1	Building Permit	Replace antennas and equipment	10/04/18	pending staff review
9	808 South Boulevard	R1	Building Permit	Interior remodel	10/11/18	pending staff review
9	628 Asbury Avenue	R3	Building Permit	Replace front porch	10/11/18	pending staff review
9	710 Madison Street	R2	Building Permit	New 2.5 det-garage	10/16/18	pending additional information from the applicant
9	710 Madison Street	R2	Building Permit	Deck, patio and walk	10/17/18	non-compliant, pending revisions from the applicant

Miscellaneous Zoning Cases

Ward	Property Address	Zoning	Type	Project Description	Received	Status
1	1943 Sherman Avenue	R5	Major Variation	Rear setback for deck stairs, and number of parking spaces to convert a SFR to a 3-flat.	04/18/18	pending P&D 11/12/18
1	1714 Chicago Avenue	R6	Planned Development	Map Amendment to D3 for new 13-story office building with 120 parking spaces	06/01/18	pending DAPR & PC
2	1108 Dodge Avenue	C1	Text Amendments & Special Use	Text amendment for auto sales, auto body repair, auto storage, salvage, and towing. Special use application for all 5 uses	03/30/18	pending DAPR, PC & ZBA
2	1919 Dempster Street	C2	Special Use	Type 2 Restaurant expansion, double drive-thru (McDonalds)	08/31/18	pending P&D 11/12/18
2	1727 Lee Street	R3	Minor Variation	Street side yard setback reduction for a detached garage (permit approved by staff with noncompliant setback, variation is retroactive due to staff error)	10/13/18	determination after 10/18/18
3	1210 Michigan Avenue	R1	Minor Variation	Construct detached garage in interior side yard	07/25/18	pending Preservation
5	2102 Darrow Street	R3	Minor Variation	Lot width of 33' where 35' is required, for Lot C in proposed subdivision of property	09/04/18	determination after 10/31/18
6	2628 Gross Point Road	B1a	Special Use & Variations	Special Use for type-2 restaurant and drive-through, oCSC Overlay sidewalk variations (Nic's Organics)	07/18/18	pending additional information from the applicant
6	2626 Reese Street	R1	Major Variation	Building lot coverage, setbacks open parking for new SFR	08/10/18	pending P&D 11/12/18
6	3121 Hartzell Street	R1	Minor Variation	Building lot coverage and interior side yard setbacks at 2nd floor for additions to SFR	09/11/18	determination after 10/17/18
7	2342 Ridge Avenue	R1	Minor Variation	Basketball hoop in street side yard setback	10/09/18	determination after 11/01/18
7	2027 Noyes Street	R1	Minor Variation	Building lot coverage, front, street side and interior side yard setbacks for 2nd story and 2-story addition to SFR	10/12/18	pending public notice
7	2201 Pioneer Road	R1	Minor Variation	Building lot coverage for detached garage	10/12/18	pending public notice
9	611 Ridge Avenue	R1	Minor Variation	Reduce required separation between det-garage and SFR from 10' to 8'	09/11/18	determination after 10/12/18
9	742 Asbury Avenue	R3	Minor Variation	Place an accessory structure, chicken coop, within the street side yard setback	09/24/18	determination after 10/23/18
9	2425 Oakton Street	I1	Planned Development	New car wash with 28 parking spaces, 20 of which are for vacuum stations	09/27/18	pending staff review



Memorandum

To: Honorable Mayor and Members of the City Council

From: Gary Gerdes, Building and Inspection Services Manager

Subject: Weekly Inspection Report

Date: October 19, 2018

Enclosed is the weekly summary report of field inspections under special monitoring. The report, organized by ward, includes the property address, the type of inspection, inspector notes, date received and current status.


Please contact me at 847-448-8030 or ggerdes@cityofevanston.org if you have any questions or need additional information.

Inspector Weekly Update

Cases Received, October 19, 2018

Field Reports

Ward	Property Address	Construction Type	Inspector Notes	Received
1	811 Emerson (Focus Development)	Mixed Use Building	Site work has resumed. Soil erosion fencing is installed. Streets, sidewalks and alleys are in good condition. Construction fencing is in place.	10/16/2018
2	1801 Main Street (Robert Crown)	Recreation Facility	Caisson installation is in progress. Construction fencing is in place. Foundation permit has been approved for issuance.	10/16/2018
2	2215 Dempster Street (HOW)	Multi-Unit Building	Construction fence and screening have been installed. The site is secure and contact signage has been posted. Support columns and exterior walls are being erected.	10/16/2018
4	1500 Sherman (Albion at Evanston)	Mixed Use Building	Foundation installation is ongoing. Weekly vibration reports continue to be provided to the Building Department for review. Construction fencing is in place. Approvals are in place for building permit (foundation only permit previously issued).	10/16/2018
5	2525 Church Street (Pumping Station)	Pumping Station	Rough electrical and piping work are in progress. Construction fence and screening have been installed. Contact signage has been posted.	10/16/2018
7	2705 Ashland (Welsh-Ryan Arena)	New Athletic Arena	The project is largely complete and has been granted occupancy by all trades. The general contractor Mortenson Construction remains on-site in a minor capacity to supervise completion of punch list items.	10/18/2018
7	2145 Sheridan Rd (Tech A/B Infill)	Academic Facility	Installation of decking, roofing and HVAC system continue to move forward. Construction fencing is plumb and screening material is in good condition.	10/16/2018



Memorandum

To: Honorable Mayor and Members of the City Council


From: Ike Ogbo, Public Health Manager

Subject: Food Establishment License Application Weekly Report

Date: October 19, 2018

The table below is the weekly report of food establishment license applications received and pending. The report includes the ward, property address, business name, date received, and current status.

Ward	Property Address	Business Name	Date Received	Current Status
2	2410 Main St	Planet Fitness	10/1/2018	Change of Ownership – Pending Inspections
5	824 Noyes St	Stacked and Folded	9/26/2018	Pending Building Permit Approval
4	710 Main St	Reprise Coffee Roasters	9/14/2018	Pending Building Permit Approval
1	1709 Benson Ave	Bat 17	8/24/2018	Change of Ownership - Pending Inspections
4	817 University Pl	Tuko Cantina	7/12/2018	Pending Building Permit Approval
1	1724 Sherman Ave	Kilwins Chocolates, Fudge & Ice Cream	6/13/2018	Pending Inspections
2	716 Church St	Colectivo Coffee Roasters	5/14/2018	Pending Inspections
3	2000 Dempster St	I Love Sweets	5/14/2018	Pending Inspections
5	1111 Chicago Ave	Binny's Beverage Depot	3/20/2018	Pending Inspections
8	1829 Simpson St	Lenny & Lambs	1/11/2018	Pending Building Permit Approval
7	721 Howard St	Theo Ubique Cabaret Theatre	12/19/2017	Pending Inspections
	2022 Central St	Lush Wine & Spirits	10/24/2016	Pending Inspections



Memorandum

To: Honorable Mayor and Members of the City Council

From: Mario Treto Jr., Deputy City Attorney

Subject: Weekly Liquor License Application Report

Date: October 19, 2018

Enclosed is the weekly report of liquor applications received and pending. The report, organized by ward, includes the business address, the type and description of license requested, date received and current status.

Please contact me at (847)448-8097 or mtreto@cityofevanston.org if you have any questions or need additional information.

Liquor Licensing Weekly Report

Liquor Applications Received and Pending

WARD	BUSINESS NAME	BUSINESS ADDRESS	LIQUOR CLASS	CLASS DESCRIPTION	PROCESSED HOURS for LIQUOR SALES	DATE REC'D	STATUS
1	817 University, LLC dba Tuko Cantina	817 University Place	D	Restaurant (Liquor)	Sun: 11am-11pm; M-Th: 11am-1pm; F-Sa: 11am -2am;	10/3/18	Pending Liquor Board Meeting
8	Theo Ubique Cabaret Theatre	721 Howard Street	U	Theatre (Liquor)	Th-Sun 6pm-11pm	10/11/18	Pending Liquor Board Meeting